Cook Shire COUNCIL

Annual Budget 2016-17

Comet Mill and King of Ranges complex –Maytown

Cook Shire Council Annual Budget

For the 2016 – 2017 Year

Table of contents

Debt Policy

Investment Policy

Revenue Policy

Revenue Statement

Maps

Fees & Charges

Financial Statements

- Summary of Key Points
- Income Statement
- Statement of Financial Position
- Statement of Cash Flows
- Statement of Changes in Equity
- Long-term Financial Forecast
- Ratios

Supplementary Information

- Schedule of Reserve Accounts
- Capital budget 2016-17
- Revenue & Expenditure by Program 2016-17

DEBT POLICY

INTENT:

A debt policy must be prepared each financial year.

SCOPE:

Details Council's current borrowing structure and advice of any future borrowings and the timeframe over which Council plans to repay existing and new borrowings.

LEGISLATIVE FRAMEWORK:

This policy has been generated with reference to Sec 192 of the Local Government Regulation 2012.

PROVISIONS:

The Debt Policy is to be prepared each financial year and must state the following:

a) The new borrowings planned for the current financial year and the next 9 financial years.
b) The time over which it is planned to repay existing and proposed borrowings.

Existing Borrowings	Term of Loan (Years)	Due Date	Balance Owing at 30/6/16
Consolidated Loans	**12 years**	21/12/2025	3,909,764
Staff Accommodation	**15 years**	30/6/2035	1,251,689
Totals			**5,249,353**

No new borrowings are budgeted for 2016-17, Council will apply for a working capital facility through the Queensland Treasury Corporation to fund flood restoration works while submissions are being reviewed by the Queensland Treasury Corporation.

THIS POLICY IS TO REMAIN IN FORCE UNTIL OTHERWISE DETERMINED BY COUNCIL.

RESPONSIBILITIES

Officer responsible for review:	**Director Corporate Services**
Originally adopted:	**July 2015**
Current adoption:	**August 2016**
Date for review:	**Annually**

Investment Policy

INTENT:

To provide Council with a contemporary investment policy based on an assessment of counterparty, market and liquidity risk within the legislative framework of the *Statutory Bodies Financial Arrangement Act and Regulations*.

SCOPE:

This policy applies to the investment of surplus funds in accordance with investment powers under *Part 6 of the Statutory Bodies Financial Arrangement Act 1982* (SBFAA).

DEFINITIONS:

For the purpose of these guidelines the following definitions shall apply:

CEO	shall mean the person appointed to the position of Chief Executive Officer under the Act and anyone acting in that position.
Council	shall mean the Cook Shire Council.
Investment Officer/s	shall mean employees engaged in activities related to the physical investment of funds (eg investment placement and redemption, reconciliations, checking).
Officer	Defined as Any Employee Up to and Including All Management Levels
SBFAA	shall mean the *Statutory Bodies Financial Arrangements Act 1982* (as amended)
Senior Executive Officer	shall mean all employees of Council including Senior Executive Officers, but excluding the Chief Executive Officer.
The Act	shall mean the *Local Government Act 2009* (as amended).

PROVISIONS:

1. LEGISLATION

This Policy has been prepared after consideration of the following (as amended) pieces of legislation:

- *Local Government Regulation 2012 Sec 191*
- *Statutory Bodies Financial Arrangements Act 1982* (to determine Council's power of investment):

- Section 42 of the *Statutory Bodies Financial Arrangement Act 1982* refers to three different categories of investment power.
- Schedule 2, 3, 4 and 5 of the *Statutory Bodies Financial Arrangements Regulations 2007* list the statutory bodies' categories and investment power.
- Section 44 of the *Statutory Bodies Financial Arrangement Act 1982* dictates the types of investments that Council may use.
- Section 8 of the *Statutory Bodies Financial Arrangements Regulations 2007* prescribes the rating of the investment arrangements as prescribed under Section 44 (1)(e) of the *Statutory Bodies Financial Arrangements Act 1982*.

2. RESPONSIBILITIES

Responsibilities As per below procedures.

3. GENERAL POLICY

3.1. Investment Objectives

Cook Shire Council's overall objective is to invest funds at the most advantageous rate of interest available to it at the time, for that investment type, and in a way that it considers the most appropriate given the circumstances.

Investment officers are to manage the investment portfolios not for speculation, but for investment and in accordance with the spirit of this Investment Policy. Investment officers are to avoid any transaction that might harm confidence in Cook Shire Council.

In priority, the order of investment activities shall be preservation of capital, liquidity and return.

3.1.1. Preservation of Capital

Preservation of capital shall be the principal objective of the investment portfolio. Investments are to be performed in a manner that seeks to ensure security of principal of the overall portfolio. This would include managing credit and interest rate risk within given risk management parameters and avoiding any transactions that would prejudice confidence in Council or its associated entities. In particular Council will maximise its opportunities to take advantage of the Government Deposit Guarantee Scheme (announced on the 12 October , 2008), particularly in relation to investments with institutions with a long term credit rating of less than BBB+.

a) Credit Risk

Cook Shire Council will evaluate and assess credit risk prior to investment. Credit risk is the risk of loss due to the failure of an investment issue or guarantor. The investment officer will minimise credit risk in the investment portfolio by pre-qualifying all transactions including the brokers/securities dealers with which they do business, diversifying the portfolio and limiting transactions to secure investments.

b) Interest Rate Risk

The investment officers shall seek to minimise the risk of a change in the market value of the portfolio because of a change in interest rates. This would be achieved by considering the cash flow requirements of

Council and structuring the portfolio accordingly. This will avoid having to sell securities prior to maturity in the open market. Secondly, interest rate risk can be limited by investing in shorter term securities.

3.1.2. Maintenance of Liquidity

The investment portfolio will maintain sufficient liquidity to meet all reasonably anticipated operating cash flow requirements of Council, as and when they fall due, without incurring significant transaction costs due to being required to sell an investment.

3.1.3. Return on Investments

The portfolio is expected to achieve a market average rate of return and take into account Cook Shire Council's risk tolerance and current interest rates, budget considerations, and the economic cycle. Any additional return target set by Council will also consider the risk limitations, prudent investment principles and cash flow characteristics identified within this Investment Policy.

3.2. Ethics & Conflicts of Interest

Investment officers/employees shall refrain from personal activities that would conflict with the proper execution and management of Cook Shire Council's investment portfolio. This includes activities that would impair the investment officers' ability to make impartial decisions.

This policy requires that employees and investment officers disclose to the Chief Executive Officer any conflict of interest or any investment positions that could be related to the investment portfolio.

4. REQUIREMENTS

In accordance with Schedule 3 of the Statutory Bodies Financial Arrangements Regulation 2007, Cook Shire Council has been allocated a Category 1 investment power.

4.1. Portfolio Investment Parameters

Section 44(1) of SBFAA details the investment powers allocated to Category 1 authorities:

- deposits with a financial institution;
- investment arrangements accepted, guaranteed or issued by or for the Commonwealth or a State or a financial institution;
- other investment arrangements secured by investment arrangements accepted, guaranteed or issued by or for the Commonwealth or a State or a financial institution;
- investment arrangements, managed or operated by QIC or QTC, prescribed under a regulation for this paragraph;
- an investment arrangement with a rating prescribed under a regulation for this paragraph;
- other investment arrangements prescribed under a regulation for this paragraph.
-

Section 44(2) states that the investment must be:

- at call; or
- for a fixed time of not more than 1 year.

4.2. Prohibited Investments

This investment policy prohibits any investment carried out for speculative purposes. The following investments are prohibited by this investment policy:

- Derivative based instruments (excluding floating rate notices)
- Principal only investments or securities that provide potentially nil or negative cash flow
- Stand alone securities that have the underlying futures, options, forward contracts and sways of any kind, and
- Securities issued in non-Australian dollars

4.3. Placement of Investment Funds

Overall the amount invested with institutions should not exceed the following percentage ranges of overall annual funds invested and appropriate documentation must be maintained. Also when placing investments, consideration should be given to the relationship between credit rating and interest rate.

Investments with Financial Institutions and Investment			
Arrangements Offered by QTC Long Term Rating (Standard & Poors)	**Short Term Rating (Standard & Poors)**	**Individual Counterparty Limit**	**Total Portfolio Limit**
AAA to AA-	A1+	Maximum 20%	No limit
A+ to A	A1	Maximum $950,000	Maximum 50%
A- to BBB+	A2	Maximum $950,000	Maximum 50%
Unrated or below BBB+	Unrated or below A2	Maximum $950,000	Maximum 50%
QTC Cash Management Fund		**No Limit**	**No Limit**

Unrated *or below BBB+ may include institutions such as Bendigo Bank, Credit Unions or Community type Banks. Overall size of these may exclude them from rating by S&P*.

Council approves dealings with all financial institutions ('Financial Institution' is defined as an authorised deposit-taking institution within the meaning of the Banking Act 1959 (Cwlth), Section 5).

4.4. Maturity

The maturity structure of the portfolio will reflect a maximum term to maturity of one year.

4.5. Liquidity Requirement

Given the nature of the funds invested, no more than 20% of the investment portfolio will be in illiquid securities and at least 10% of the portfolio can be called at no cost or will mature within a maximum of seven (7) days.

5. IMPLEMENTATION

5.1. Internal Controls

The Director Corporate Services shall establish internal controls and processes that will ensure investment objectives are met and that the investment portfolios are protected from loss, theft or inappropriate use.

The Chief Executive Officer shall issue a letter to any approved counterparty advising that funds transferred from investments to Council must only be deposited into Council's General Account or Trust Account. This instruction cannot be varied unless a written request is made in writing signed in accordance with Council's account signing authority.

5.2. Delegation of Authority

Authority for implementation of the Investment Policy is delegated by Council to the Chief Executive Officer in accordance with the Local Government Act 2009.

Authority for the day to day management of Council's Investment Portfolio is to be delegated by the Chief Executive Officer to the Director Corporate Services.

THIS POLICY IS TO REMAIN IN FORCE UNLESS OTHERWISE DETERMINED BY COUNCIL.

Officer responsible for review:	Director, Corporate Services
Current adoption:	July 2016
Version No:	V4
Date for review:	August 2017

REVENUE POLICY 2016/2017

INTENT:

The purpose of this revenue policy is to state: -

- the principles that Council intends to apply in the 2016/2017 financial year for –
  (i) making of rates and charges; and
  (ii) levying rates and charges; and
  (iii) granting concessions for rates and charges; and
  (iv) recovering overdue rates and charges; and
  (v) cost-recovery fees;
- the purpose of concessions granted under (ii) above;
- the extent to which physical and social infrastructure costs for a new development are to be funded by charges for the development; and
- the amount of each reserve to be kept in the operating fund and the way in which Council intends to ensure funding is available to support the purpose of each reserve.

SCOPE:

This revenue policy is effective from the date of Council's resolution and will apply to the financial year from 1 July 2016 to 30 June 2017.

The revenue policy contains principles to be used in preparing the budget. It will also be used when reviewing, preparing and applying related policies, procedures and guidelines effective in 2016/2017.

The revenue policy is available free of charge from Council's public office and its web site at: http://www.cook.qld.gov.au

LEGISLATIVE FRAMEWORK:

Section 104 of the *Local Government Act 2009* and Section 193 of the *Local Government Regulation 2012* requires that Council prepare and adopt a revenue policy for each financial year.

Council may amend the revenue policy at any time before the end of the financial year.

PROVISIONS:

The following principles apply:-

1. Making of rates and charges

In making and levying rates and charges, Council is required to comply with the requirements of State and Federal legislation.

Where appropriate, the principle of user pays will be applied in the making of charges so as to minimise the impact of these charges on the local economy.

Council will also have regard to the principles of:

- transparency in the making and levying of rates and charges;
- having in place a rating regime that is efficient to administer.
- equity by reference to the value or quality of land;
- the level of service provided in the various areas of the Shire;

- that all landowners should make the minimum contribution towards the cost of the provision of services and administration;
- the need to develop a strategy, which encourages development of services residential land within the town of Cooktown.
- National Competition Policy legislation where applicable; and

2. Levying of rates and charges

In levying rates Council may apply the principles of:

- clarity in terms of responsibilities (Council's and ratepayers) in regard to the rating process;
- making the levying system simple and inexpensive to administer;
- timing the levy or rates to take into account the financial cycle of local economic activity, in order to assist smooth running of the local economy
- fairness – through flexible payment arrangements for ratepayers with a demonstrated lower capacity to pay.

2.1 Frequency of Charging Rates:

Half Yearly Notices

Council will levy rates and charges on a half yearly basis. Notice will be issued in August/September and February/March of the financial year and will allow a discount period of not less than 30 days if discount is applicable.

Supplementary Notices

Where the use made of a particular parcel of land varies (eg. Reconfiguration, vacant land has a building constructed thereon), rates and charges will be amended and a supplementary rate notice issued from the date of effect.

2.2 Discount

Discount for prompt payments may be considered and will be indicated on the rate notice if current rates and charges owing (excluding State Fire Levy, Rural Fire Brigade Levy, Environmental Levy, any property charge relating to the provision of temporary services or the carrying out of Council work on or in connection with the property, legal costs incurred by Council in rate collection, interest charges on overdue rates and Special Charges) are paid within the period.

2.3 Interest on Arrears

Interest at a rate as determined by Council from year to year (currently 11%) will compound on all amount outstanding from the due date of the rate notice.

3. Granting Concessions for Rates and Charges

In considering the application of concessions, Council will be guided by the principles of:

- equity by reference to the value or quality of land within the local community,
- the same treatment of ratepayers with similar circumstances;
- transparency by making clear the requirements necessary to receive concessions;
- flexibility to allow Council to respond to local economic issues; and
- responsiveness to community expectations of what activities should attract assistance from Council.

Council provides rates and charges concessions for:

Pensioners

- pensioners who comply with the following eligibility criteria:
- holders of a Queensland 'Pensioner Concession Card' issued by Centrelink, on behalf of the Department of Communities; and holders of Veteran's Affairs Pensioner Gold Cards (for all conditions) whose principle place of residence is in Cook Shire.
- This concession is applied to General Differential Rates, Water Service Charges, Sewerage Charges and Refuse Collection Charges.
- This remission is granted six monthly and all new applications must be submitted by the due dates each year however apportionment will be granted for new applicants from the date of application.
- These concessions have been made available in accordance with the provision of Chapter 4, Part 10 of the *Local Government Regulation 2012*.

Charitable and Non-Profit Organisations

- Applicants must be registered Charity (with the Australian Taxation Office) or a not-for-profit incorporated association
- Applicant's charitable or not for profit organisation relies mainly on volunteer labour.
- Applicants must be based in Cook Shire Council or associated with a membership base in the Shire
- Applicants shall not hold a Full Club Licence issued by the Liquor Licencing Division (but may hold a General Purpose Permit or a Restricted Club Permit).
- Applicants shall not operate Gaming Machines.
- A Queensland 'Pensioner Concession Card' issued by Centrelink, on behalf of the Department of Communities, or the Department of Veterans' Affairs, or a Queensland 'Repatriation Health Card – for all conditions (Gold Card) issued by the Department of Veterans' Affairs.

Ratepayers suffering from Financial Hardship

4. Recovering Overdue Rates and Charges

Council will exercise its rate recovery powers pursuant to the provisions of Chapter 4, Part 12 of the *Local Government Regulation 2012* and its Debt Recovery Policy in order to reduce the overall rate burden on rate payers.

Council allows flexible payment arrangements for ratepayers with a lower capacity to pay through such facilities as payment arrangements, the levying of rates twice a year and payments received in advice. Council also provides flexible methods of payments such as EFTPOS, credit cards and BPay.

It will be guided by the principles of:

- transparency by making clear the obligations of ratepayers and the processes used by Council in assisting them to meet their financial obligations;
- clarity and cost effectiveness in the processes used to recover overdue rates and charges;
- equity by determining appropriate arrangements for different sections of the community:
- providing the same treatment for ratepayers with similar circumstances, and
- flexibility by responding where necessary to changes in the local economy.

5. Cost-Recovery Fees

Pursuant to the provisions of Section 97 of the *Local Government Act 2009*, Council will establish fees to recover costs associated with the provisions of certain activities and services.

Council will be guided by the principles of:

- clarity in the identification of cost drives; and
- neutrality in that the fee will represent no more than the full cost to Council of taking the action for which the fee is charged.

Council will make publicly available a register of cost-recovery fees.

6. Infrastructure Cost Recovery

The Council presently imposes infrastructure charges under adopted Infrastructure Contribution Planning Scheme Policies. In April 2011, the State Government announced that it will introduce legislation to provide from 1 July 2012, the maximum standard infrastructure charge that the Council can impose for new development.

7. Funding Reserves

The amount held aside in Reserves to cover anticipated and future financial commitments is determined annually by Council as part of Council's budget and may be amended throughout the course of the financial year.

Transfers from and to Reserves are authorized by Council via Resolution or Budget Review.

Reserves are backed by cash and repay and redraw facilities.

8. Development Incentives

Council will make available to developers and builders concessions, subsidies and/or deferrals in accordance with the Development Incentive Policy.

Policy Owner:

Director Corporate Services

Related Information:

This policy is Council's strategic revenue policy.

There are various administrative policies and arrangements that make up the total Council response to revenue management.

Review Date:

Council must adopt the revenue policy in sufficient time before the start of each financial year to allow an annual budget that is consistent with the revenue policy to be adopted for the financial year.

THIS POLICY IS TO REMAIN IN FORCE UNTIL OTHERWISE DETERMINED BY COUNCIL.

Officer responsible for review:	Director, Corporate Services
Current adoption:	July 2015
Version:	V3
Date for review:	Review Annually

REVENUE STATEMENT AND RATES AND CHARGES FOR THE 2016/2017 FINANCIAL YEAR

RECOMMENDATION:

(i) That Council resolves pursuant to Chapter 4, Parts 1 & 2 of the *Local Government Act 2009 and Chapter 4 of the Local Government Regulation 2012:-*

To adopt the attached Revenue Statement for the 2016/2017 financial year.

(ii) That Council resolves pursuant to chapter 4 of the *Local Government Regulation 2012:-*

To adopt the recommendations contained in the attached Rates and Charges for the 2016/2017 financial year.

ATTACHMENTS:

- Land Use Codes Schedules A - F
- Map of Benefited Area Rural Electrification Cameron Creek Road Area
- Town Maps
- Kerbside Collection Maps
- Sewerage Area Maps
- Revenue Policy
- Debt Collection Policy

Martin Cookson

Director Corporate Services

Timothy Cronin

Chief Executive Officer

2016-2017 Revenue Statement

1. INTRODUCTION

This statement outlines and explains the revenue raising measures adopted by the Cook Shire Council in the preparation of its Budget for the 2016/2017 financial year in regard to:

- The basis of making and levying of rates and charges
- The criteria used to set the amount of regulatory fees
- Concessions and rebates on rates and charges
- Any limitation on increase in rates and charges

The revenue statement applies to all revenue raising activities of the Council. This statement has been prepared in accordance with the requirements of Section 172 of the *Local Government Regulation 2012.*

2. LEGISLATIVE REQUIREMENTS

Section 104 of the *Local Government Act 2009* requires that a local government must comply with the requirements prescribed under a regulation regarding the financial management documents, which includes an annual budget and a revenue statement.

Section 169 of the *Local Government Regulation 2012* requires that a local government must prepare a revenue statement each financial year. Section 172 (1) of the *Local Government Regulation 2012* requires that a revenue statement must state the following:

(a) If the local government levies differential general rates-
  (i) The rating categories for rateable land in the local government area; and
  (ii) A description of each rating category; and
(b) If the local government levies special rates or charges for a joint government activity – a summary of the terms of the joint government activity; and
(c) If the local government fixes a cost-recovery fee – the criteria used to decide the amount of the cost-recovery fee; and
(d) If the local government conducts a business activity on a commercial basis – the criteria used to decide the amount of the charges for the activity's good and services.

Section 172 (2) of the *Local Government Regulation 2012* requires that the revenue statement for a financial year must include the following information for the financial year:

(a) An outline and explanation of the measures that the local government has adopted for raising revenue, including an outline and explanation of –
  (i) The rates and charges to be levied in the financial year; and
  (ii) The concessions for rates and charges to be granted in the financial year;
(b) Whether the local government has made a resolution limiting an increase of rates and charges.

3. DEFINITIONS

Rateable Land – is defined by Chapter 4, Part 1 of the *Local Government Act 2009* and Chapter 4 of the *Local Government Regulation 2012* as any land or building unit, in the local government area, that is not exempted from rates.

Strata Title Unit – is deemed to be each lot created pursuant to the provisions of the *Body Corporate and Community Management Act 1997.*

For the purpose of making levying and imposing rates and charges, the term Rural Townships include the towns of Ayton, Coen, Lakeland, Laura, Marton, Portland Roads, and Rossville. These areas are clearly defined on the township maps, as attached.

For the purpose of making, levying and imposing rates and charges the Cooktown & Environs; Rural Electrification Cameron Creek Road; Bloomfield, Marton, Rossville and Poison Creek Rural Fire Brigades; Cooktown, Coen, Lakeland, and Laura Water Areas; Cooktown and Coen Sewerage Areas; Coen, Cooktown, Marton, Lakeland, Laura, Peninsula Development Road (between Laura & Lakeland), Oaky Creek, Poison Creek, Endeavour Valley Road, Helenvale, Rossville, Ayton Kerbside Collection Areas will be the areas clearly defined on those maps, as attached.

- For the purposes of calculating water charges refer to 2016/2017 Water Tariff Charges in accordance with the adopted schedule (Rates & Charges).
- For the purposes of calculating sewerage charges refer to 2016/2017 Sewerage Unit Table in accordance with the adopted schedule (Rates & Charges).
- For the purpose of calculating Waste Management charges refer to 2016/2017 Waste Management Unit Table in accordance with the adopted schedule (Rates & Charges).
- For the purposes of calculating utility charges, the term "Strata title unit" is deemed to be "each lot created pursuant to the provisions of the *Body Corporate and Community Management Act 1997".*

3.1 DIFFERENTIAL RATING CATEGORIES

The following categories and descriptions are to be used for rating purposes for all rateable properties**.**

Differential Rate Table 2016/2017			
Category	**Description**	**Minimum $**	**Cent in $**
Residential			
Land that is within the defined areas of the Rural townships of Ayton, Coen, Lakeland, Laura, Marton, Portland Roads and Rossville.	Criteria Listed in Schedule A		
Rural Townships 21	Rateable Valuation from $1 - $130,000	910.00	0.74253
Rural Townships 23	Rateable Valuation from $130,001 - $190,000	955.00	0.677700
Rural Townships 24	Rateable Valuation from $190,001 >	1310.00	0.549450
Land that is located outside of the defined areas of all townships.			
Outside Townships 31	Rateable Valuation from $1 - $113,000	915.00	0.984270
Outside Townships 33	Rateable Valuation from $113,001 - $190,000	1135.00	0.919720
Outside Townships 34	Rateable Valuation from $190,001 >	1765.00	0.864030
Land that is used for residential purposes and is located in the defined area of Cooktown and Environs.	Criteria Listed in Schedule B		
Cooktown & Environs 71	Rateable Valuation from $1 – $113,000	975.00	1.1686
Cooktown & Environs 74	Rateable Valuation from $113,001 - $248,000	1375.00	1.1707
Cooktown & Environs 75	Rateable Valuation from $248,001 - $496,000	2990.00	1.0971
Cooktown & Environs 77	Rateable Valuation from $496,001 >	8020.00	1.08955
Rural			
All properties which are used predominately for primary production.			
Rural Productive 51	Criteria listed in Schedule C	920.00	0.852220
Commercial & Industrial			
Properties not included in any other category			
Other 62	Criteria listed in Schedule D	920.00	1.4111

Land used for Commercial and Industrial Purposes and located in the defined area of Cooktown & Environs			
Cooktown & Environs 81	Criteria listed in Schedule E	950.00	1.322600
Properties used for the purpose of a permanent pump site for private residential supply only.			
Permanent Pump Site 91	Criteria listed in Schedule F	395.00	1.268700
Other Intensive Business & Industries			
Land that is used for Extractive purposes (Land Use Code – 40 Extractive)			
Extractive 41	Other Mining Activities	410.00	4.176500
Extractive 42	Mining Claims	410.00	3.718800

LAND USE CODES

SCHEDULE A

01 Vacant urban land;
02 Residential, single unit dwelling;
03 Multiple dwelling (Flats);
04 Large vacant urban land;
05 Large homesites – dwelling;
06 Outbuildings;
07 Guest House/Private Hotel;
08 Building Units; (Commercial or Industrial purposes only);
09 Group Titles; (Commercial or Industrial purposes only);
10 Combined Multi Dwelling & Shop;
11 Shop - Single;
12 Shops - Shopping group (more than 6 shops);
13 Shopping group (2 to 6 shops);
16 Drive In Shopping Centres;
17 Restaurant;
19 Walkway;
20 Marina;
21 Residential Institution (non-medical care);
22 Car Park;
23 Retail Warehouse;
24 Sales Area Outdoor;
25 Offices;
26 Funeral Parlours;
27 Hospitals; Convalescent Homes (Medical Care) (Private);
28 Warehouses and Bulk Stores;
30 Service Station;
31 Oil Depot and Refinery;
32 Wharves;
33 Builders Yard/Contractors Yard;
34 Cold Stores - Iceworks;
35 General Industry;
36 Light Industry;
37 Noxious/Offensive Industry;
38 Advertising - Hoarding;
41 Child Care;
42 Hotel/Tavern;
43 Motel;
44 Nurseries;

45 Theatres and Cinemas;
46 Drive-In Theatre;
47 Licensed Clubs;
48 Sports Clubs/Facilities;
49 Caravan Parks;
50 Other Clubs; Non-Business;
51 Religious;
52 Cemeteries (including Crematoria);
55 Library;
56 Showgrounds/Racecourses/Airfields; **57** Parks and Gardens;
58 Educational - including Kindergartens;
72 Refer to Section 25 of Valuation Act 1944;
91 Transformers;
92 Defence Force establishments;
94 Vacant Rural Land
95 Reservoir, Dam, Bores (used for the purpose of a permanent pump site being for private residential supply only.)
96 Public Hospital;
97 Welfare Homes/Institutions;
99 Community Protection Centre

SCHEDULE B

01 Vacant urban land;
02 Residential, single unit dwelling;
03 Multiple dwelling (Flats);
04 Large vacant urban land;
05 Large homesites – dwelling;
06 Outbuildings;
08 Building Units; (Commercial or Industrial purposes only);
09 Group Titles; (Commercial or Industrial purposes only);
21 Residential Institution (non-medical care);
57 Parks and Gardens;
72 Refer to Section 25 of Valuation Act 1944;
94 Vacant Rural Land

SCHEDULE C

60 Sheep Grazing - Dry;
61 Sheep Breeding;
64 Cattle Grazing - Breeding;
65 Cattle Breeding and Fattening;
66 Cattle Fattening;
67 Goats;
68 Milk - Quota;
69 Milk - No Quota;
70 Cream;
71 Oil Seeds;
73 Grains;
74 Turf Farms;
75 Sugar Cane;
76 Tobacco;
77 Cotton;
78 Rice;
79 Orchards;
80 Tropical Fruits;

81 Pineapples;
82 Vineyards;
83 Small Crops and Fodder Irrigated;
84 Small Crops Fodder Non-irrigated;
85 Pigs;
86 Horses;
87 Poultry
88 Forestry and Logs;
89 Animals Special;
93 Peanuts

SCHEDULE D

18 Special Tourist Facilities;
29 Transport Terminal – Airports;
39 Harbour Industries

SCHEDULE E

07 Guest House/Private Hotel;
08 Building Units; (Commercial or Industrial purposes only);
09 Group Titles; (Commercial or Industrial purposes only);
10 Combined Multi Dwelling & Shop;
11 Shop - Single;
12 Shops - Shopping group (more than 6 shops);
13 Shopping group (2 to 6 shops);
16 Drive In Shopping Centres;
17 Restaurant;
18 Special Tourist Facilities
19 Walkway;
20 Marina;
22 Car Park;
23 Retail Warehouse;
24 Sales Area Outdoor;
25 Offices;
26 Funeral Parlours;
27 Hospitals; Convalescent Homes (Medical Care) (Private);
28 Warehouses and Bulk Stores;
29 Transport Terminal – Airports;
30 Service Station;
31 Oil Depot and Refinery;
32 Wharves;
33 Builders Yard/Contractors Yard;
34 Cold Stores - Iceworks;
35 General Industry;
36 Light Industry;
37 Noxious/Offensive Industry;
38 Advertising - Hoarding;
39 Harbour Industries;
41 Child Care;
42 Hotel/Tavern;
43 Motel;
44 Nurseries;
45 Theatres and Cinemas;
46 Drive-In Theatre;

47 Licensed Clubs; **48** Sports Clubs/Facilities; **49** Caravan Parks; **50** Other Clubs; Non-Business; **51** Religious; **52** Cemeteries (including Crematoria); **55** Library; **56** Showgrounds/Racecourses/Airfields; **58** Educational - including Kindergartens; **91** Transformers; **92** Defence Force establishments; **95** Reservoir, Dam, Bores (that are not used for the purpose of a permanent pump site being for private residential supply only.) **96** Public Hospital; **97** Welfare Homes/Institutions; **99** Community Protection Centre
SCHEDULE F
95 Reservoir, Dam, Bores (used for the purpose of a permanent pump site being for private residential supply only.)

3.2 OBJECTION TO RATING CATEGORISATION

That pursuant to the provisions of Section 89 of the *Local Government Regulation 2012*, the following statement be included in the information sheet which will accompany the Rates Notice:

(a) If you consider that as at the date of the issue of the Notice, your Land should, having regard to the criteria adopted by Council, have been included in another of the Categories listed in the information sheet accompanying this Rates Notice you may object against the categorisation of your land by posting to or lodging with the Cook Shire Council, PO Box 3, Cooktown, 4895, a Notice of Objection in the prescribed form within thirty (30) days of the date of issue of the Rates Notice; (the Form is available at Council's Offices at 10 Furneaux Street, Cooktown.)

(b) The only ground on which you may so object is that your land should, having regard to the criteria adopted by Council, have been included in some other Category.

(c) The posting to or lodging of a Notice of Objection with Council shall not in the meantime interfere with or affect the levy and recovery of the Rates referred to in this Rates Notice.

(d) If, because of your Notice of Objection, the land is included in another Category, an adjustment of the amount of Rates levied or, as the case may be, the amount of Rates paid shall be made.

(e) The Category in which your land is included was identified by Cook Shire Council.

(f) The Categories of rateable land and the criteria by which your land is categorised is contained in Council's Revenue Statement and is also contained in the information sheet which accompanies your Rates Notice.

In cases of difficulty or doubt, Council delegates to the CEO the power to determine which category a particular rateable assessment should be allocated to.

The information to be used for identification of properties into the above categories will be:-

- The land use codes as adopted by the Department of Natural Resources and Mines for formulating Local Authority valuations;
- Other such criteria as outlined within this statement and existing as at 1 July 2016.

The definitions of rateable and non-rateable land are outlined in Chapter 4, Part 1 of the *Local Government Act 2009* and Chapter 4 of the *Local Government Regulation 2012.*

Limiting the increase in rates and charges

For the 2016/2017 financial year, Council will not be passing any resolution (Pursuant to Section 116 of the *Local Government Regulation 2012* limiting the increase in rates or charges.

4. RATES AND CHARGES

4.1 DIFFERENTIAL GENERAL RATES – GENERAL COMMENTS

Differential General Rates are levied on all rateable parcels of land throughout the shire to cover the operational, maintenance and capital expenditures associated with the governance and administration of the Council and the provision of general works and services including the construction, maintenance and management of roads and bridges, economic development, community relations, disaster management, public parks, gardens, playgrounds, recreation areas, public swimming pools, health, public conveniences, building, animal control, pest and declared weed control, environmental management, town planning, public halls, offices and libraries.

Differential General Rates are allocated to rateable properties within Cook Shire Council based on the Property Value Method (PVM) being the Unimproved Capital Value (UCV) or Site Value (SV) as supplied by the State Valuation Service of the Department of Natural Resources & Mines. Differential General Rates will be levied on all rateable land in the Region in accordance with Section 92 of the *Local Government Act 2009* and Sections 80 & 81 of the *Local Government Regulation 2012*. In Council's opinion, differential general rating enables there to be more equitable relationship between revenue raised from particular land and the circumstances relevant to that land, than would be the case under a standard rating system where rates were levied at a single rate in the dollar on all rateable land.

In determining its differential rating system, Council's objective is to ensure the fair and consistent application of lawful rating and charging principles, without bias, taking account of all relevant considerations and disregarding irrelevancies such as the perceived personal wealth of individual ratepayers or ratepayer classes.

The Council is required to raise an amount of revenue it sees as being appropriate to maintain assets and provide services to the region as a whole.

In summary, 16 differential rating categories have been determined having regard to matters such as:-

- Land Use;
- Availability of services;
- Consumption of services;
- Valuation;
- Income producing capacity of land.

4.2 CALCULATION OF LEVIES - PROVISIONS

- Differential Rates will apply based on categories.
- Minimum general rates will apply.
- There will be no "rate Capping" (see section 3.2 above).

4.3 MINIMUM GENERAL RATES

Within each differential rating category a minimum general rate has been applied to ensure that all owners contribute a minimum equitable amount towards Council's general revenue requirements. No minimum will apply to land to which the *Local Government Regulation 2012*, Section 77 (3) and *Valuation Land Act 2010*, section 49 applies.

The minimum general rate is levied to:

- Provide a minimum contribution from all properties situated within the Region;
- Ensure that general rate revenue from lower valued properties within the Region results in more equitable contribution from such properties towards the cost of services funded from general rates.

4.4 UTILITY CHARGES

That pursuant to Chapter 4, Part 1 of the *Local Government Act 2009* and Chapter 4, Part 7 of the *Local Government Regulation 2012*, Council has resolved to raise and levy the following utility charges:-

Utility charges will be set on an annual basis having regard to the costs associated with providing the services.

4.4.1 WATER CHARGES

Water Charges shall be made for the purpose of supplying water for the 2016/2017 financial year on the following basis.

Service (Access) Charges are calculated per water meter as detailed below. Vacant Service Charges to apply to all vacant properties as well as all properties that do not have planning approval for either residential or commercial use within the Cooktown Water Area. Charges will be levied in two equal half yearly amounts.

Consumption Charges

A one (1) tier pricing structure is used in applying the consumption charge component of multi part tariff as set out in the table below. Water meters will be read half yearly, water Consumption will be billed per meter at the cost per kilolitre as shown below.

Water Access Charge Description	Water Access Charge	Cost per Kilolitre
Vacant Water	$720.00	$ 0.00
20mm meter connection	$462.00	$ 1.75
25mm meter connection	$718.00	$ 1.75
32mm meter connection	$1,180.00	$ 1.75
40mm meter connection	$1,854.00	$ 1.75
50mm meter connection	$2,896.00	$ 1.75
80mm meter connection	$7,416.00	$ 1.75
100mm meter connection	$11,586.00	$ 1.75

Council has adopted a user pays multi part tariff consisting of a Service (Access) Charge based on water meter size, plus a Consumption Charge for all metered properties, where Council deems that water can be supplied to such land from the reticulated system to cover the costs of operation,

maintenance and capital expenditure associated with the water supply system within the defined water areas maps of Coen, Cooktown, Lakeland and Laura.

Vacant land that is not metered will attract a vacant water service (access) charge recognising that a water service is available to the land as water infrastructure has been installed ready to supply the property once it is occupied.

ALL BENEFITTED WATER AREAS

(i) In respect of newly subdivided vacant land, water service charges shall be levied proportionately for the unexpired part of the year from the date the plan of subdivision is registered at the Titles Office or from the date of connection of water to the subject land, whichever date shall be the earlier.

(ii) In respect of additional water meters connected during the year, water service charges shall be levied proportionately for the unexpired part of the year from the date the water meter is connected to the Council's water reticulation system.

Financial assistance is available to offset water usage costs for users of home dialysis equipment. Written applications must be submitted to Cook Shire Council for approval.

WATER CONCESSIONS

Council resolved, by Resolution 29566 in September 2010

1. That the owners of all residential single dwelling parcels and vacant land within the Cooktown Water Area that are supplied with water by a 25mm service be given the opportunity to opt to be deemed to be supplied by a 20mm service any such owners that accept this option be allowed water usage only at the 20mm rate.
2. That the owners of commercial properties provided with a 25mm service for a fire hose reel that is used for emergency purposes only be deemed to be supplied by a 20mm service unless that fire hose is used for other purposes.

Assessment Number	Property Description and Property Owner	Type of Remission
10002442	Lot 99 on C17924	25mm Residential Water Service charged at 20mm Residential Water Service (Tariff 11)
10005577	Lot 22 on C17953	25 mm Residential Water Service charged at 20 mm Residential Water Service (Tariff 11)
10006229	Lot 807 on C1791	25mm Residential Water Service charged at 20mm Residential Water Service (Tariff 11)
10006454	Lot 519 on C17932	25mm Residential Water Service charged at 20mm Residential Water Service (Tariff 11)
10007250	Lot 141 on C17949	25mm Residential Water Service charged at 20mm Residential Water Service (Tariff 11)
10009181	Lot 11 on C17922	25mm Residential Water Service charged at 20mm Residential Water Service (Tariff 11)
10010049	Lot 24 on C17953	25mm Residential Water Service charged at 20mm Residential Water Service (Tariff 11)

10010445	Lot 2 on SP119091	25mm Residential Water Service charged at 20mm Residential Water Service (Tariff 11)
10011484	Lot 11 on C17978	25mm Residential Water Service charged at 20mm Residential Water Service (Tariff 11)
10011591	Lot 203 on C17915	25mm Residential Water Service charged at 20mm Residential Water Service (Tariff 11)
10011831	Lot 2 on SP126746	25mm Residential Water Service charged at 20mm Residential Water Service (Tariff 11)
10026532	Lot 7 on SP136525	25mm Residential Water Service charged at 20mm Residential Water Service (Tariff 11)
10030260	Lot 518 on C17932	25mm Residential Water Service charged at 20mm Residential Water Service (Tariff 11)
10030831	Lot 10 on SP171556	25mm Residential Water Service charged at 20mm Residential Water Service (Tariff 11)
10031342	Lot 44 on SP172663	25mm Residential Water Service charged at 20mm Residential Water Service (Tariff 11)
10031698	Lot 11 on SP171556	25mm Residential Water Service charged at 20mm Residential Water Service (Tariff 11)
10033405	Lot 7 on SP219110	25mm Residential Water Service charged at 20mm Residential Water Service (Tariff 11)
10033504	Lot 1 on SP188502	25mm Residential Water Service charged at 20mm Residential Water Service (Tariff 11)

Council resolved by Resolution 30277 in July 2012:

1. That Council grant a 50% concession on Water Access Charges for the 11 assessments listed in the Revenue Statement; and
2. That Council grant a 50% concession on the Water Consumption Charges

List of Properties that Receive Water Service Concessions Charges

Assessment Number	Property Description and Property Owner	Type of Remission
10001576	Lot 5 on MPH22174 Roman Catholic Church	50% Reduction on 20mm Residential Water Service Charge and 50% on Water Consumption Charges
10002293	Lot 82 on BS246 Cooktown Blue Water Club Inc	50% Reduction on 20mm Residential Water Service Charge and 50% on Water Consumption Charges
10003143	Lot 4 on CP889653 Australian Volunteer Coast Guard	50% Reduction on 20mm Residential Water Service Charge and 50% on Water Consumption Charges
10003630	Lot 912 on C1793 Qld Country Women's Assoc.	50% Reduction on 20mm Residential Water Service Charge and 50% on Water Consumption Charges
10003721	Lot 3 on C17973 Cooktown School of Arts Society Inc	50% Reduction on 20mm Residential Water Service Charge and 50% on Water Consumption Charges
10004976	Lot 321 on RP745022 Anglican Church	50% Reduction on 20mm Residential Water Service Charge and 50% on Water Consumption Charges
10006153	Lot 2 on RP740816 Roman Catholic Church	50% Reduction on 20mm Residential Water Service Charge and 50% on Water Consumption Charges
10007334	Lot 202 on SP126719 Cooktown Tennis Club Inc	50% Reduction on 20mm Residential Water Service Charge and 50% on Water Consumption Charges

List of Properties that Receive Water Service Concessions Charges

Assessment Number	Property Description and Property Owner	Type of Remission
10008654	Lot 2 on RP867048 Baptist Union of Queensland	50% Reduction on 20mm Residential Water Service Charge and 50% on Water Consumption Charges
10011641	Lot 302 on C17915 The Cooktown & District Youth Association Inc	50% Reduction on 20mm Residential Water Service Charge and 50% on Water Consumption Charges
10028389	Lot 211 on C17949 Endeavour Lions Club Inc	50% Reduction on 20mm Residential Water Service Charge and 50% on Water Consumption Charges

Council resolved by Resolution 29604 in October 2010:

1. That the owners of all residential single dwelling parcels and vacant land within the Cooktown Water Area that are supplied with water by a 32mm service be given the opportunity to opt to be deemed to be supplied by a 20mm service and any such owners that accept this option be allowed water usage only at the 20mm rate.

2. That the Rate Accounts of those properties in recommendation (1) who opt to be deemed to be supplied by a 20mm service be noted accordingly and that no further changes to the method of supply be allowed without payment of the appropriate fees or charges.

Assessment Number	Property Description and Property Owner	Type of Remission
10005791	Lot 15 on C17930	32mm Residential Water Service charged at 20mm Residential Water Service
10006419	Lot 409 on C17932	32mm Residential Water Service charged at 20mm Residential Water Service
10031748	Lot 59 on C17914	32mm Residential Water Service charged at 20mm Residential Water Service
10012334	Lot 11 on SP171571	32mm Residential Water Service charged at 20mm Residential Water Service
10032621	Lot 5 on SP188501	32mm Residential Water Service charged at 20mm Residential Water Service
10012367	Lot 25 on SP263743	32mm Residential Water Service charged at 20mm Residential Water Service
10032076	Lot 18 on SP171571	32mm Residential Water Service charged at 20mm Residential Water Service
10032613	Lot 6 on SP188501	32mm Residential Water Service charged at 20mm Residential Water Service
10027975	Lot 3 on SP148765	32mm Residential Water Service charged at 20mm Residential Water Service

Other concessions (allowed by Chief Executive Officer August 2010)

Property owner will not be charged a water service for the additional two meters that have been installed pending approval of the plan of subdivision until such time as that plan has been registered in the Titles Office.

Assessment Number	Property Description and Property Owner	Type of Remission
10010627	Lot 12 on C17953	2 x 20mm Vacant Water Service at no charge until subdivision finalised.

4.4.2 SEWERAGE

Council provides a sewerage reticulation system within defined sewerage area maps of Cooktown and Coen.
Levied in respect of all land where Council deems that sewerage reticulation can be provided to such land to cover the costs of operation, maintenance and capital expenditure/infrastructure associated with the sewerage system.

Properties within the defined sewerage areas shall be levied a sewerage charge based on a unit allocation scheme whereby all allotments in the various sewerage areas are allocated a certain number of sewerage units.

Vacant properties attract a vacant sewerage charge recognising that a sewerage service is available to the land as sewerage infrastructure has been installed ready to supply the property once it is occupied.

Sewerage charges shall be made for the cost of supplying a service for the removal of sewerage, for the 2016/2017 financial year on the following basis:

Council operates a rating regime based on a unit allocation scheme on the basis of the number of units ascribed to the particular occupation of each property in accordance with the following schedule for sewerage areas of Cooktown and Coen.

ALL BENEFITTED SEWERAGE AREAS

(i) Shopping Complex is defined as consisting of a minimum of three shops/businesses (that is eligible to be registered as a business premises) on the same title, excluding all dwelling and accommodation uses.
(ii) Tourist Accommodation includes motels, holiday cabins, B&B's, taverns, resorts, guest houses, camping grounds and caravan park sites.
(iii) In respect of newly subdivided vacant land, sewerage charges shall be levied proportionately for the unexpired part of the year from the date the plan of subdivision is registered at the Titles Office or from the date of connection of sewerage to the subject land, whichever date shall be the earlier.
(iv) In respect of improvements erected during the year, sewerage charges shall be levied proportionately for the unexpired part of the year from the date the improvement is ready for occupation, or from the date of connection of sewerage to the subject land, whichever date shall be the earlier.

Cook Shire Council 2016/2017 Sewerage Unit Table	Cooktown		Coen	
	Units	$140.00	Units	$123.00
Ambulance, Fire Station	8	$1,120.00	8	$984.00
Business/Shopping Complex: 1st Shop/Business	12	$1,680.00	12	$1,476.00
Business/Shopping Complex: each additional Shop/Business	4	$560.00	5	$615.00
Butchery, Bakery	12	$1,680.00	12	$1,476.00
Café or Takeaways	10	$1,400.00	12	$1,476.00
Caravan Parks: Kiosk	3	$420.00	4	$492.00
Churches/Unlicensed Clubs/Meet Rooms/Hall	4	$560.00	4	$492.00
Commercial laundry, Concrete Works/Brick Works	20	$2,800.00	20	$2,460.00
Court House, Police Station, Post Office	12	$1,680.00	12	$1,476.00
Doctor or Dental Surgery or similar: 0 - 2 rooms	8	$1,120.00	8	$984.00
Doctor or Dental Surgery or similar: more than 2 rooms	10	$1,400.00	12	$1,476.00
Dwelling and/or Self Contained Units	6	$840.00		$0.00
Dwelling and/or Flat attached to a Commercial Premises	5	$700.00		$0.00
Dwelling/Barracks/Goal/Self Contained Units		$0.00	8	$984.00
Event Centres	20	$2,800.00		$0.00
Flats or Strata Title: each flat	6	$840.00	8	$984.00
Fuel Depot	6	$840.00	8	$984.00
Garage or Service Station	14	$1,960.00	12	$1,476.00
Home Occupation	4	$560.00	4	$492.00
Hospital	64	$8,960.00	64	$7,872.00
Ice Works	16	$2,240.00	18	$2,214.00
Industry	8	$1,120.00	10	$1,230.00
Kindergarten and Day Care Centres	10	$1,400.00	8	$984.00
Library	10	$1,400.00	10	$1,230.00
Licensed Clubs	8	$1,120.00	8	$984.00
Licensed Hotels/Resorts/Taverns	40	$5,600.00	40	$4,920.00
Museum/Gallery, Nursery, Tourist Attraction	6	$840.00	8	$984.00
Office, Shop	10	$1,400.00	12	$1,476.00
Professional Office/Room in an existing dwelling	8	$1,120.00	8	$984.00
Racecourse	8	$1,120.00	8	$984.00
Restaurant, Licensed Club with Restaurant	18	$2,520.00	16	$1,968.00
Schools - Boarding	54	$7,560.00		$0.00
Schools up to 2 rooms	12	$1,680.00	12	$1,476.00
Schools 3-5 rooms	24	$3,360.00	24	$2,952.00
Schools 6-10 rooms	48	$6,720.00	48	$5,904.00
Schools 11-20 rooms	64	$8,960.00	64	$7,872.00
Schools over 20 rooms	128	$17,920.00	128	$15,744.00
Storage Shed	6	$840.00	8	$984.00
Tourist Accommodation: per room/site without facilities	2	$280.00	3	$369.00
Tourist Accommodation: per room with facilities	3	$420.00	2	$246.00
Vacant Allotment	6	$840.00	8	$984.00
Welfare Home: per unit	8	$1,120.00	8	$984.00
Works Depo	10	$1,400.00	12	$1,476.00
Planning approved Relatives Apartment	0	$0.00	0	$0.00

4.4.3 WASTE MANAGEMENT

The Council levies utility charges for the provision of waste management services, which are calculated to recover the costs for providing the services. Waste management utility charges incorporate the cost of providing and maintaining transfer stations and the cost of implementing waste management and environment protection strategies.

Council provides a residential refuse collection service within defined refuse area maps marked Coen; Cooktown, Marton, Lakeland; Laura; Helenvale and Rossville; Oaky Creek, Poison Creek and Endeavour Valley Road; Ayton; Refuse Collection Area Maps. All residential properties, excluding vacant land, within the service areas attract the refuse collection charge irrespective of whether they use the service or not.

Laura will commence a weekly residential refuse collection service from July 2016. Laura residents will be given a 240 litre Wheelie bin, they can then exchange it for a 120 litre Wheelie bin if they wish.

Rural/Residential properties on the Peninsula Development Road between Lakeland and Laura have been offered kerbside refuse collection starting in July 2016, but only those who wish to utilise the service will attract the refuse collection charge.

To provide the flexibility for residential properties to implement best practice waste minimisation systems that suit their individual circumstances Council provides the property owners, with the exception of Coen residents, with a choice of either a 120 litre or 240 litre wheelie bin for collection.

COEN

An annual residential kerbside collection, for the purpose of removal and disposal of perishable waste only for the 2016/2017 financial year is for a weekly collection service and applied with the following schedule.

Council has adopted a fee structure that provides a 240 litre Wheelie Bin service to apply on all improved domestic properties for refuse removal and disposal and levied on each separate occupancy (whether occupied or vacant) within the Coen Refuse Collection area and that such charge shall apply whether or not a service is utilised, save and except that where land is for the first time built on during the year the charge shall be made from the date the structure is occupied, calculated proportionately for the unexpired part of the year.

Waste Collection Utility Charges - Coen		
Type of Improvement	**Utility**	**Charge (Yearly)**
For each residence, flat, strata title unit	1 x 240 litre bin	$460.00

The following properties are not primarily residential; however a residential wheelie bin collection service is to be provided.

10001485 - Coen Primary School	3 x Residential buildings	$1,380.00
10001501 - Coen Police Service	3 x Residential buildings	$1,380.00

COOKTOWN, MARTON & LAKELAND

An annual residential kerbside collection, for the purpose of removal and disposal of perishable waste only for the 2016/2017 financial year is for a weekly collection service and applied with the following schedule.

Council has adopted a fee structure that provides residential property owners with a choice of a 120 litre or a 240 litre wheelie bin service to apply on all residential properties for refuse removal and disposal and levied on each separate occupancy (whether occupied or vacant) within the Cooktown, Marton & Lakeland Refuse Collection area of coverage and that a charge shall apply whether or not a service is utilised, save and except that where land is for the first time built on during the year the charge shall be made from the date the structure is occupied, calculated proportionately for the unexpired part of the year at the default charge for a 120 litre wheelie bin.

Waste Collection Utility Charges – Cooktown, Marton & Lakeland		
Type of Improvement	**Utility**	**Charge (Yearly)**
For each residence, flat, strata title unit	1 x 240 litre bin	$460.00
	1 x 120 litre bin	$200.00

ROSSVILLE, HELEVALE, OAKY CREEK, POISON CREEK, ENDEAVOUR VALLEY ROAD & AYTON

An annual residential kerbside collection, for the purpose of removal and disposal of perishable waste only for the 2016/2017 financial year is for a fortnightly collection service and applied with the following schedule.

Council has adopted a fee structure that provides residential property owners with a choice of a 120 litre or a 240 litre wheelie bin service to apply on all residential properties for refuse removal and disposal and levied on each separate occupancy (whether occupied or vacant) within Rossville & Helenvale Refuse Collection area or the Oaky Creek, Poison Creek & Endeavour Valley Road Refuse Collection area of coverage and that such charge shall apply whether or not a service is utilised, save and except that where land is for the first time built on during the year the charge shall be made from the date the structure is occupied, calculated proportionately for the unexpired part of the year.

Waste Collection Utility Charges – Rossville, Helenvale, Oaky & Poison Creeks, Endeavour Valley Road & Ayton		
Type of Improvement	**Utility**	**Charge (Yearly)**
For each residence, flat, strata title unit	1 x 240 litre bin	$230.00
	1 x 120 litre bin	$100.00

LAURA

An annual residential kerbside collection, for the purpose of removal and disposal of perishable waste only for the 2016/2017 financial year is for a weekly collection service and applied with the following schedule.

Council has adopted a fee structure that provides residential property owners with a choice of a 120 litre or a 240 litre wheelie bin service to apply on all residential properties for refuse removal and disposal and levied on each separate occupancy (whether occupied or vacant) within the Laura Refuse Collection area of coverage and that a charge shall apply whether or not a service is utilised, save and except that where land is for the first time built on during the year the charge shall be made

from the date the structure is occupied, calculated proportionately for the unexpired part of the year at the default charge for a 120 litre wheelie bin.

For the Rating Period 01/07/2016 – 31/12/2016 the refuse collection fee will be:- $115.00 for 240 litre Wheelie Bin and $50.00 for 120 litre Wheelie bin. Rating Period 01/01/2017 – 30/06/2017 will be levied as per the schedule below.

Waste Collection Utility Charges – Laura		
Type of Improvement	**Utility**	**Charge (Yearly)**
For each residence, flat, strata title unit	1 x 240 litre bin	$460.00
	1 x 120 litre bin	$200.00

4.4.4 SPECIAL CHARGES

CAMERON CREEK RURAL ELECTRIFICATION

A special charge will be levied on all rateable land within the area defined on the map marked *Benefitted Area, Rural Electrification Cameron Creek Road* for the purpose of raising funds to repay interest and principal on a Queensland Treasury Corporation loan of $200,882.00 borrowed to cover the constructions costs of a backbone line.

The Council is of the opinion that all land within the area receives a special benefit from the completed work.

The levy is based on the requirement to service interest and principal charges associated with the loan and agreed to annually by Council.

The levy will continue for each parcel of land within the area of the map marked *Benefitted Area, Rural Electrification Cameron Creek Road* for a period of 20 years from 2006.

Cameron Creek Rural Electrification	**Annual Charge**
Benefited Area	$869.44

RURAL FIRE BRIGADES

Council has adopted overall plans, as described in Section 94 of the Local Government Regulation 2012, for the levying of special charges for rural fire brigade services for areas identified by the Rural Fire Service of Queensland.

Rural Fire Brigades	**Annual Charge**
Marton Rural Fire Brigade	$25.00
Poison Creek Rural Fire Brigade	$25.00
Rossville Rural Fire Brigade	$25.00
Bloomfield Rural Fire Brigade	$25.00

Each parcel of rateable land will specially benefit to the same extent from the purchase and maintenance of equipment by each Rural Fire Brigade in the current or future financial years because each such parcel is within the area for which the brigade is in charge of fire fighting and fire prevention under the *Fire and Rescue Service Act 1990.*

4.4.5 SEPARATE CHARGES

ENVIRONMENTAL LEVY

That pursuant to the sections 92 of the *Local Government Act 2009* and Chapter 4, Part 8, of the *Local Government Regulations 2012*, Council has resolved to raise and levy the following separate charge.

A separate charge will be levied equally on each parcel of rateable land within Cook Shire for landfill infrastructure purposes, both current and future rehabilitation, to fund either all or part of the capital costs associated with the landfill construction and associated transfer station infrastructure and future replacement.

Where an assessment containing parcels (greater than one) that can be shown to be beyond any form of development or improvement, an application may be made for an exemption from the Environmental Levy by resolution of Council.

Environmental Levy	Annual charge of $76.00

The levy will form part of the rate levy issued twice yearly.

LIST OF PROPERTIES THAT RECEIVE EXEMPTION FROM ENVRIONMENTAL LEVY

Assessment Number	Property Description and Property Owner	Type of Remission
10012854	Lots 301 – 311 on H2202 TL 210213 & Lot 1 on RL8141	Exemption by Resolution of Council Resolution 28556 October 2008
10008936	Lot 1 on RL7328 Road Lease 14/73280 Extension granted until February 2016.	Exemption by Resolution of Council Resolution 30213 April 2012

4.4.6 EMERGENCY MANAGEMENT LEVY

The Emergency Management Levy (EML) is a State Government levy. Cook Shire Council is required to collect the levy on behalf of the Queensland State Government, in accordance with the provisions of the *Fire and Rescue Service Act 1990* and *Fire and Rescue Regulation 2011*, and such are levied in accordance with the prescribed fees as defined in schedule 2 of the *Fire and Rescue Regulation 2011.*

The levy is not a Council Charge and the Funds collected are remitted to the Queensland Fire and Rescue Service.

5 FEES AND CHARGES

Fees and charges will be reviewed annually.

Council's adopted Fees and Charges register includes a mixture of regulatory and user pays fees. The regulatory charges are identified as such in Council's Fees and Charges Schedule and have been determined with reference to the relevant legislation and where applicable recover the cost of performing the function.

Council's Fees and Charges Register contains full details of fees and charges adopted by Council for the 2016/2017 financial year, and is available on Council's website.

6 COST RECOVERY

Cost recovery fees are fixed pursuant to Section 97 of the Local Government Act 2009 must not exceed the cost of providing the service for which the fee has been fixed. Such fees are therefore broadly based on the user pays principle (except where Council, at its discretion, decides to subsidise any fee or charge as a community service obligation).

7 ISSUE OF NOTICES

Council has determined, in accordance with the provisions of Section 107 of the *Local Government Regulation 2012* that all rates and charges will be levied in two (2) half yearly instalments covering the periods 1 July 2016 to 31 December 2016 and 1 January 2017 to 30 June 2017.

In instances where changes that impact property rates and charges are brought to Council's attention throughout the year, a Supplementary Rates Notice will be issued as required. Some examples might include reconfigurations, valuation amendments, additional services and change of ownership.

8 DUE DATE

In accordance with Section 118 of the *Local Government Regulation 2012* payment is due 30 days from the date of issue of the rate notice.

9 DISCOUNT ON RATES

In accordance with Section 130 of the Local Government Regulation 2012 a discount of 10% per annum of differential general rates only shall be allowed, provided that all current and outstanding rates and charges (excluding all outstanding adopted infrastructure charges) are paid in full and received by Council by the due date of the rate notice. All rates and charges must be paid for the system to allow discount.

Council will allow discount where the post mark clearly shows the rates payment was posted, in Australia, to Council on a day that was before the last day of discount.

Council will also allow discount where an electronically transmitted payment is received on the next working day after close of discount.

10 INTEREST ON OVERDUE RATES AND CHARGES

All rates and charges outstanding at the end of the discount period are deemed to be overdue rates and Council will apply compound interest at the rate of 11% per annum, calculated on daily rests from the day after the rates and charges become overdue.

11 REMISSIONS AND CONCESSIONS

Chapter 4, Part 10 of the *Local Government Regulation 2012* provides for the Council to remit or postpone rates in certain circumstances.

1. Ratepayers who comply with the criteria set out in the Pensioner Rebate Policy will be entitled to a pensioner rate rebated. Council's rebate is set at 20% up to a maximum of $200.00 per annum on General, Refuse, Sewerage and Water charges.

2. Clubs, sporting associations and other non-profit community organisations that comply with the criteria set out in the Rate Based Financial Assistance Policy will be entitled to a concession on general rates.

List of properties that have been made non-valued by previous resolutions of Council

Assessment Number	Property Description
10002293	L82 BS246: SL14/48713
10003143	L4 CP889653: SL 205871
10003630	L912 C1793
10011641	L302 C17915
10028389	L211 C17949

3. That, as the Council in exercising its power under the *Local Government Act 2009*, is of the opinion, in the case of land owners scheduled in the Table below, there is justification in exercising the power of granting remission at the level indicated as each case is of a kind which has been accepted previously by resolution of Council, such remissions be hereby granted in respect of the general rates and charges payable in respect of the 2016/2017 financial year.

LIST OF PROPERTIES THAT RECEIVE REMISSION

Assessment Number	Property Description and Property Owner	Type of Remission
10007334	L201-202 SP126719 Cooktown Tennis Club Inc.	100% General Rates 50% Water Charges *(Vacant Water Service on L201/SP126719)* 100% Sewerage Charges
10001980	Lot 6 on C4866 Reserve 21 Coen Kindergarten Association	100% Water Service 100% Sewerage Charges (only playground equipment on this parcel)
10004976	Lot 321 on RP745022 Church House for The Corporation of the Synod of the Diocese of Carpentaria	100% of Valuation Granted by resolution of Council July 2010 - being used as church.

12 OTHER MATTERS CONCERNING RATES AND CHARGES

12.1 COLLECTION OF OUTSTANDING RATES AND CHARGES

Council requires payment of rates and charges within the specified period and it is Council's policy to pursue the collection of outstanding rates and charges diligently but with due concern for the financial hardship faced by some members of the community.

To this end Council will recover any outstanding rates and charges in accordance with, Section 95 of the *Local Government Act 2009,* Part 12 of the *Local Government Regulation 2012 and* Cook Shire Council's *Debt Recovery Policy*

Benefited Area
Rural Electrification
Cameron Creek Road Area

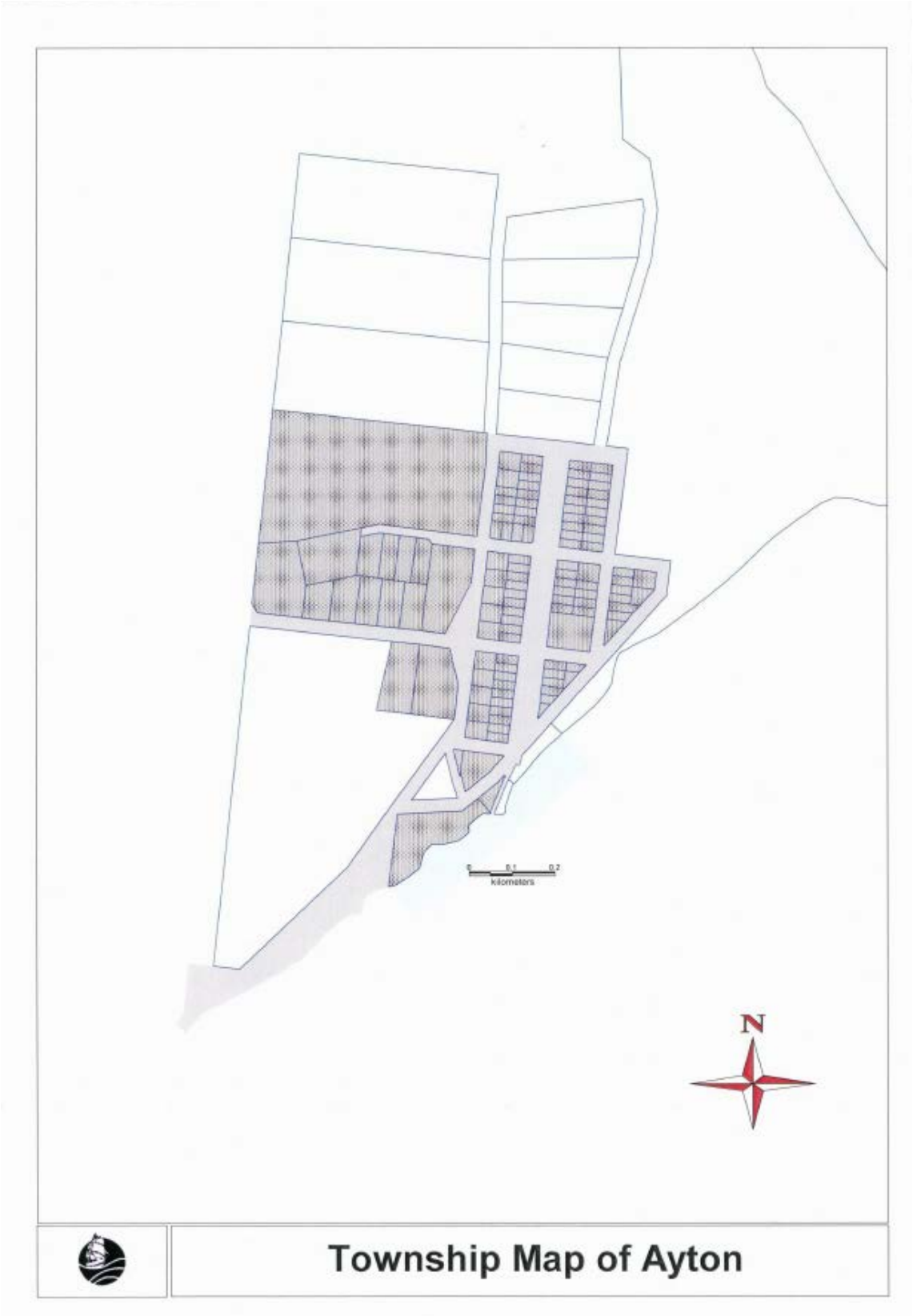
N
kilometers
Township Map of Ayton

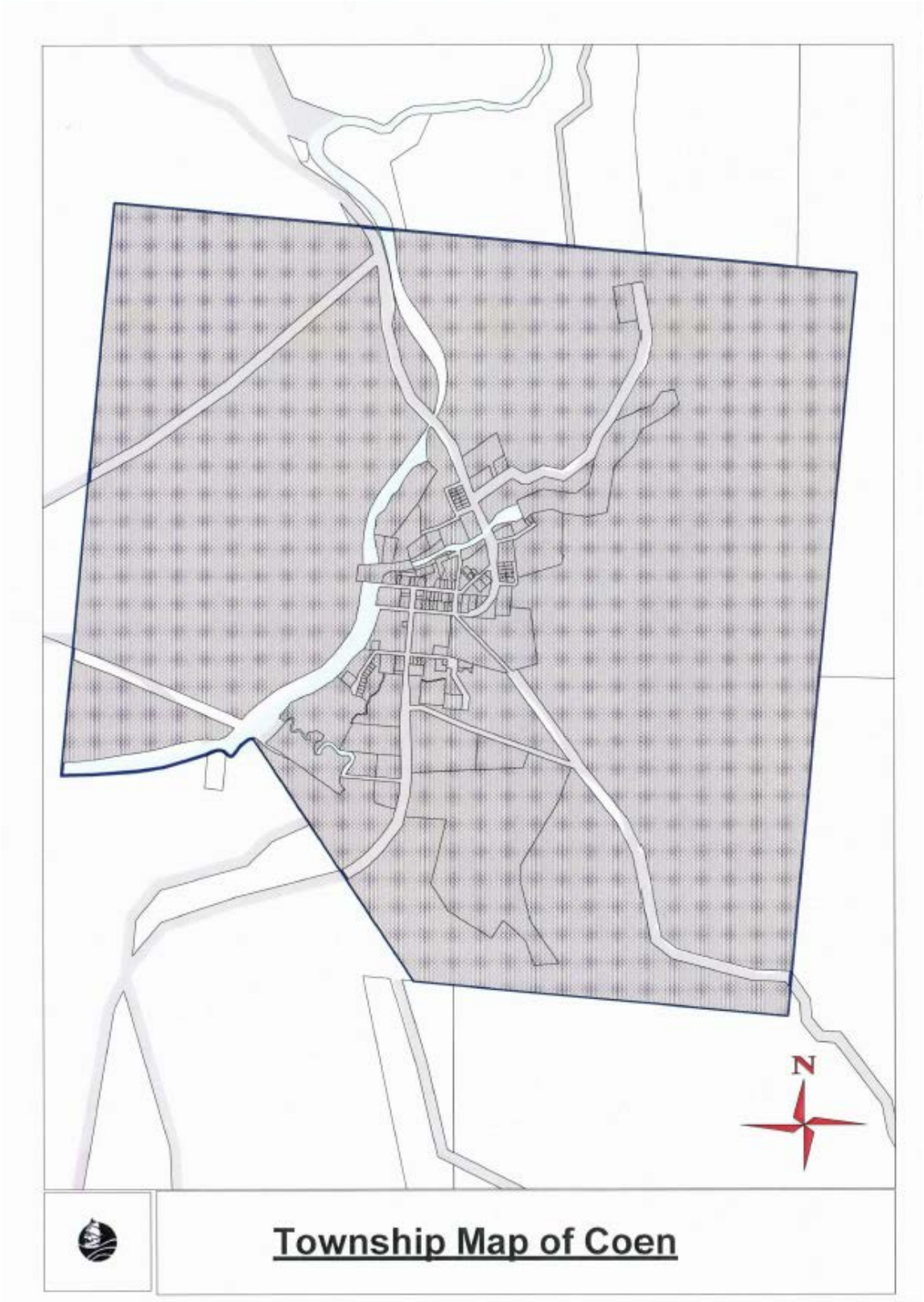
N
Township Map of Coen

Map of Cooktown & Environs

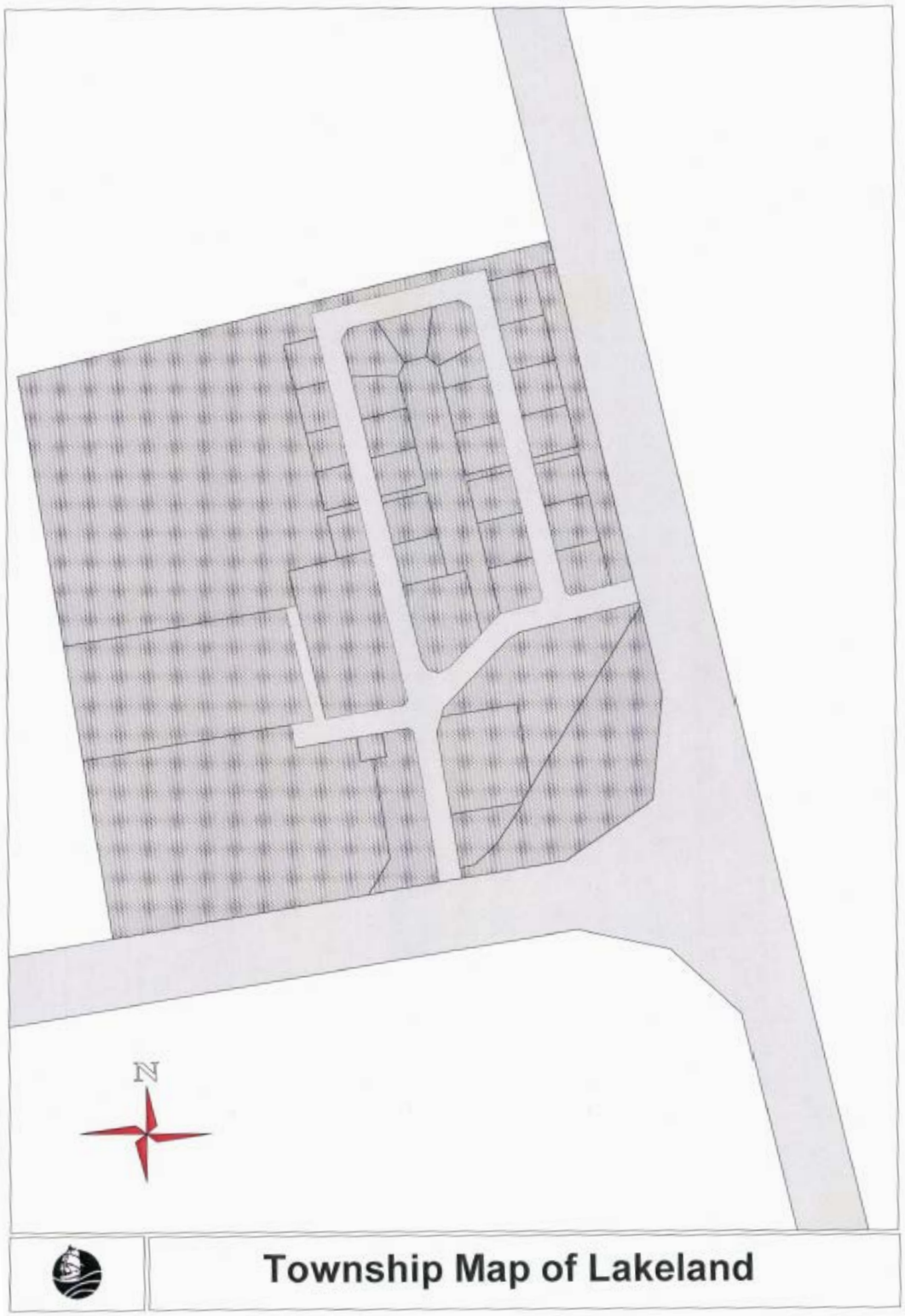
N
Township Map of Lakeland

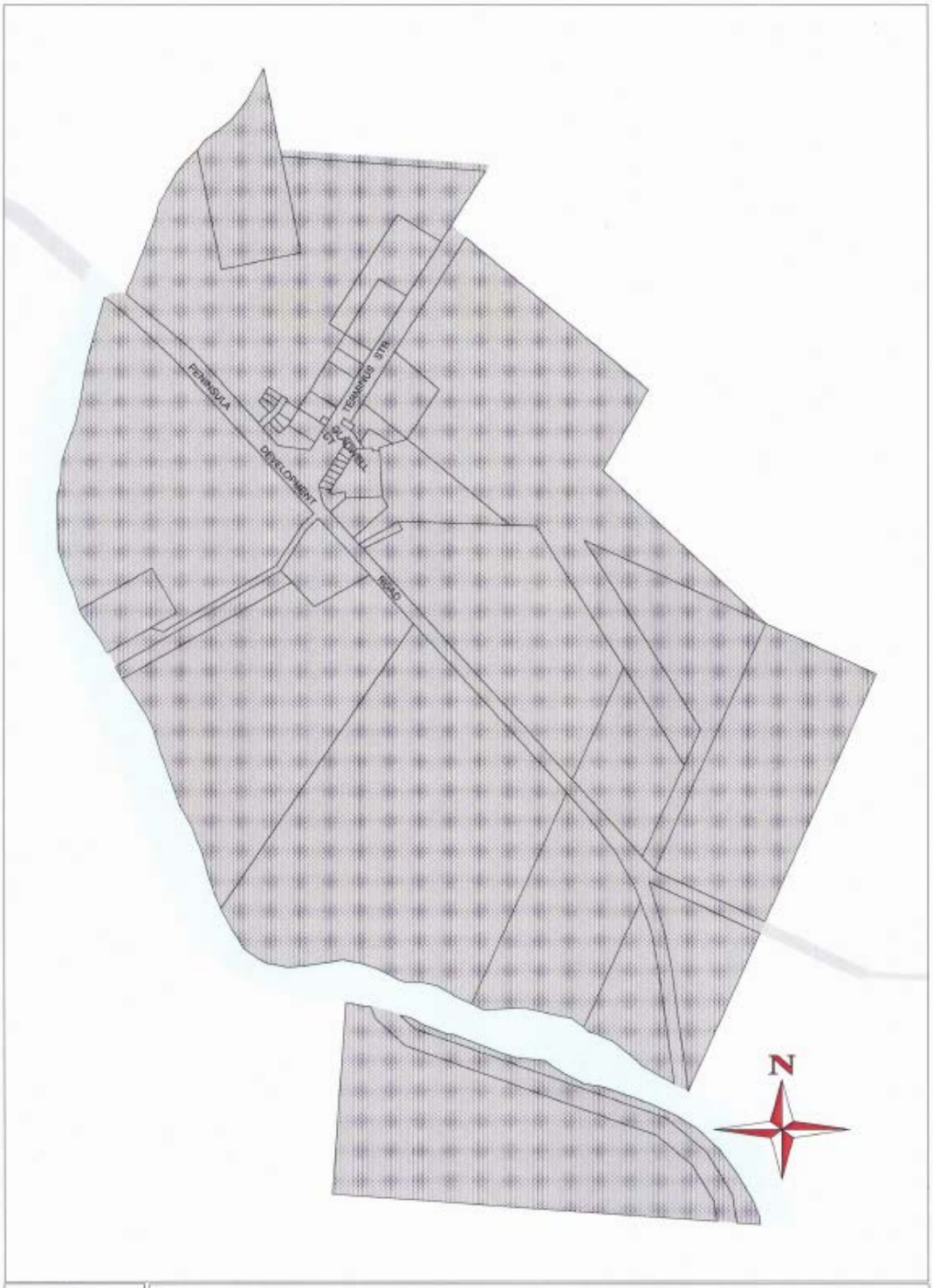

Township Map of Laura

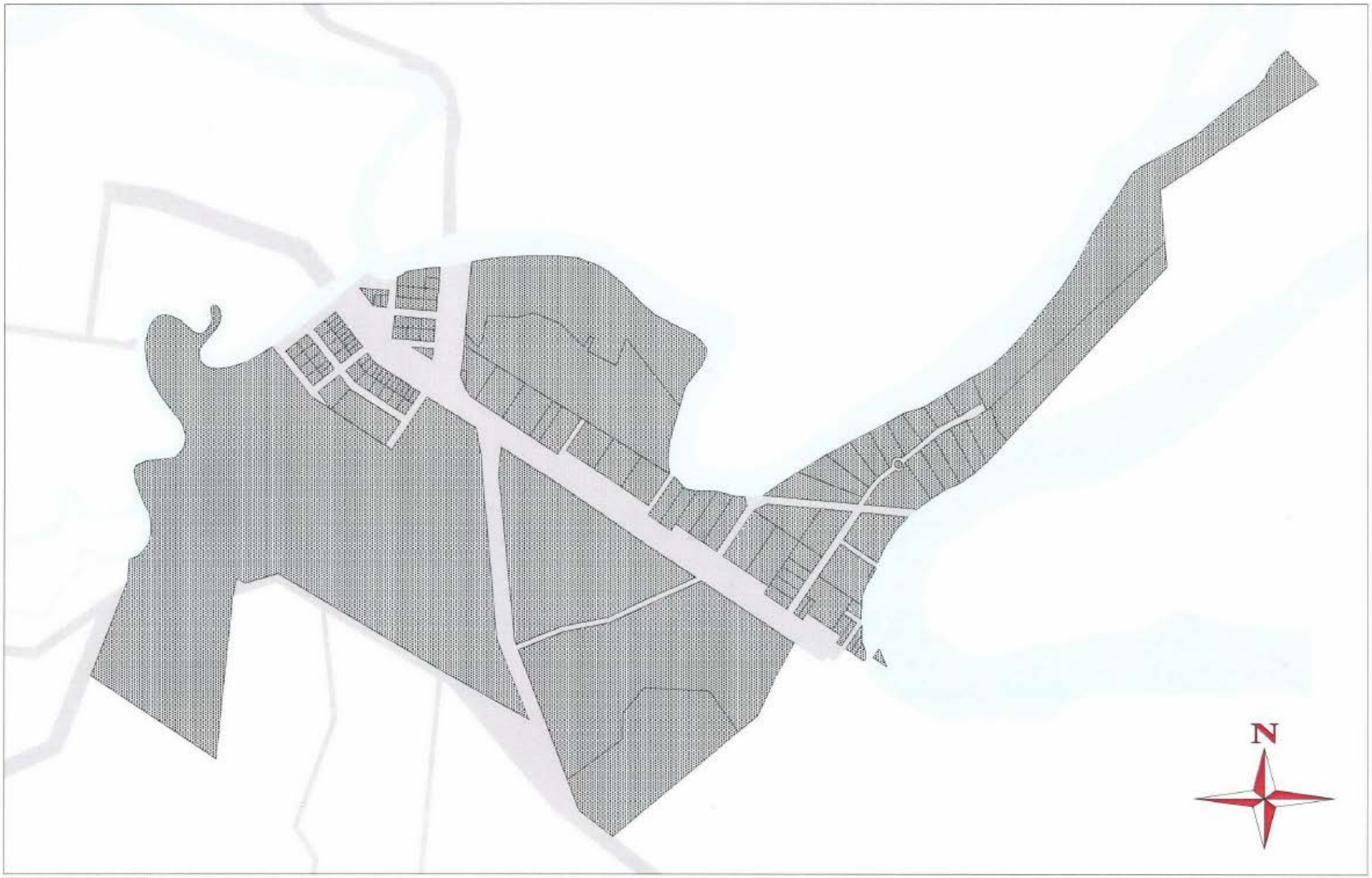

Township Map of Marton



Township Map of Portland Roads

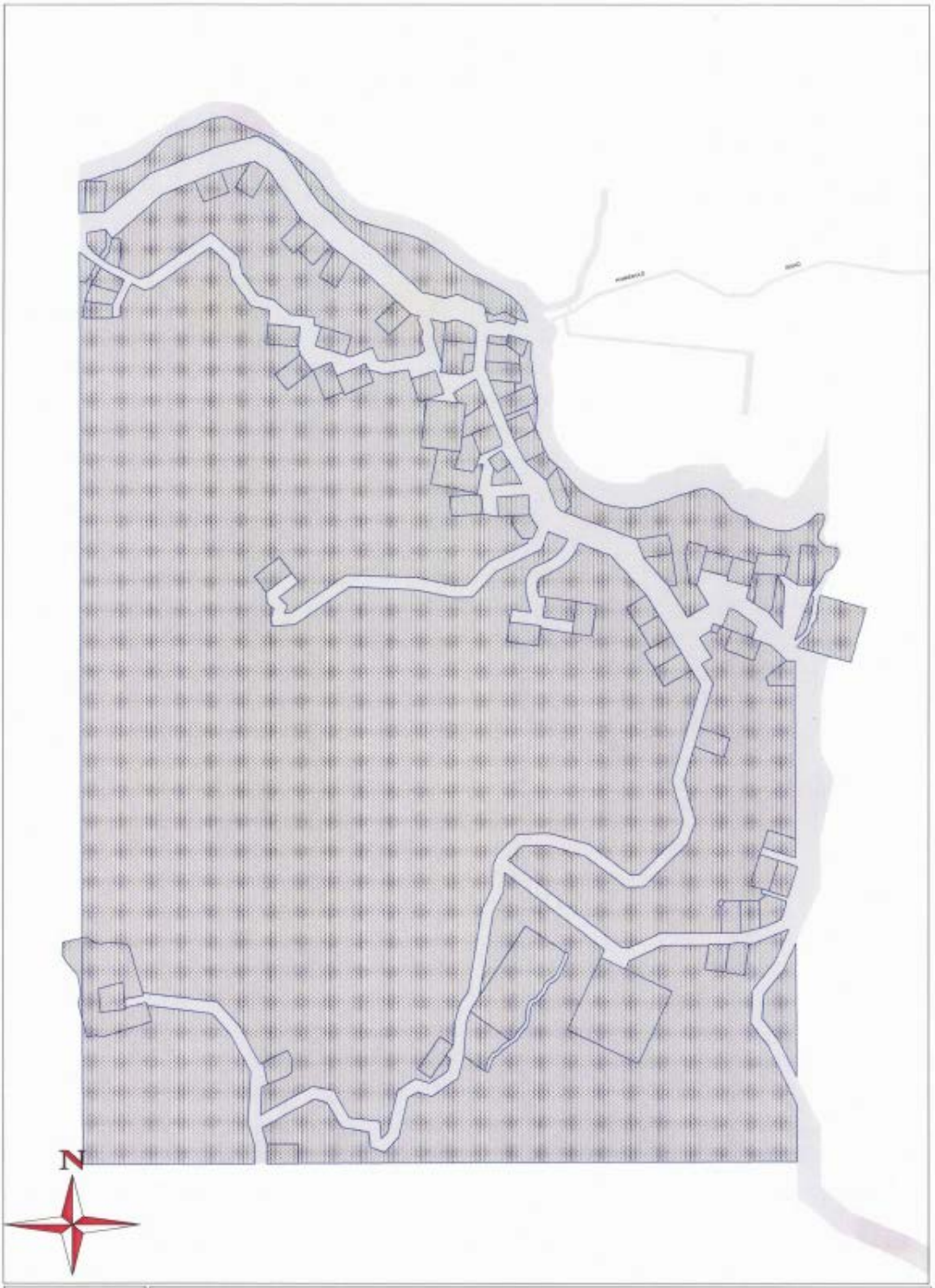

Township Map of Rossville

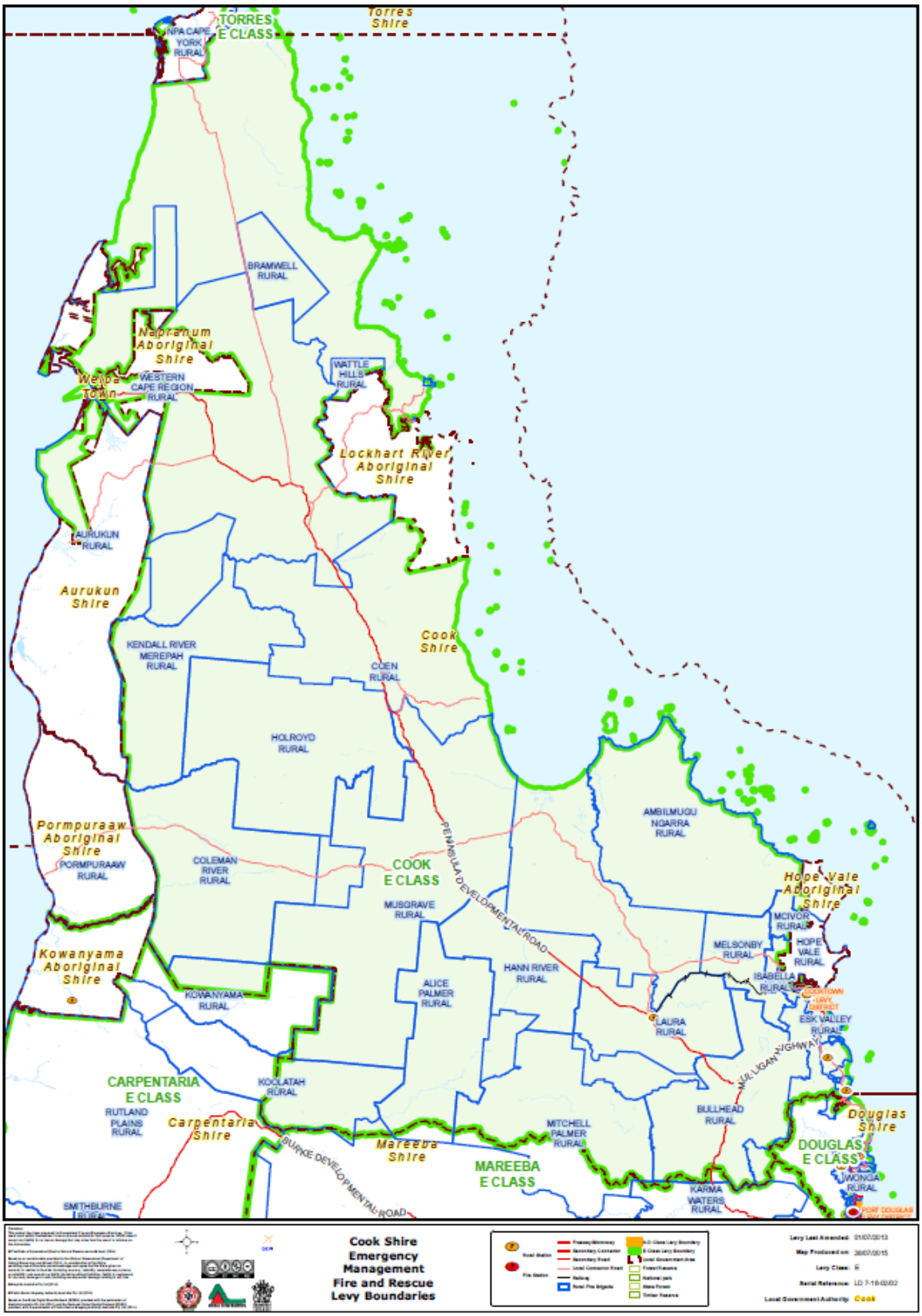
TORRES E CLASS
NPA CAPE YORK RURAL
Torres Shire
BRAMWELL RURAL
Napranum Aboriginal Shire
Weipa Town
WESTERN CAPE REGION RURAL
WATTLE HILLS RURAL
Lockhart River Aboriginal Shire
AURUKUN RURAL
Aurukun Shire
KENDALL RIVER MEREPAH RURAL
COEN RURAL
Cook Shire
HOLROYD RURAL
AMBILMUGU NGARRA RURAL
Pormpuraaw Aboriginal Shire
PORMPURAAW RURAL
COLEMAN RIVER RURAL
COOK E CLASS
PENINSULA DEVELOPMENTAL ROAD
MUSGRAVE RURAL
Hope Vale Aboriginal Shire
MCIVOR RURAL
MELSONBY RURAL
HOPE VALE RURAL
Kowanyama Aboriginal Shire
KOWANYAMA RURAL
ALICE PALMER RURAL
HANN RIVER RURAL
ISABELLA RURAL
COOKTOWN LOCAL DISASTER DISTRICT
ESK VALLEY RURAL
LAURA RURAL
MULLIGAN HIGHWAY
CARPENTARIA E CLASS
KOOLATAH RURAL
RUTLAND PLAINS RURAL
Carpentaria Shire
Mareeba Shire
BURKE DEVELOPMENTAL ROAD
MITCHELL PALMER RURAL
BULLHEAD RURAL
Douglas Shire
DOUGLAS E CLASS
MAREEBA E CLASS
JWONGA RURAL
KARMA WATERS RURAL
SMITHBURNE RURAL
PORT DOUGLAS
Cook Shire Emergency Management Fire and Rescue Levy Boundaries

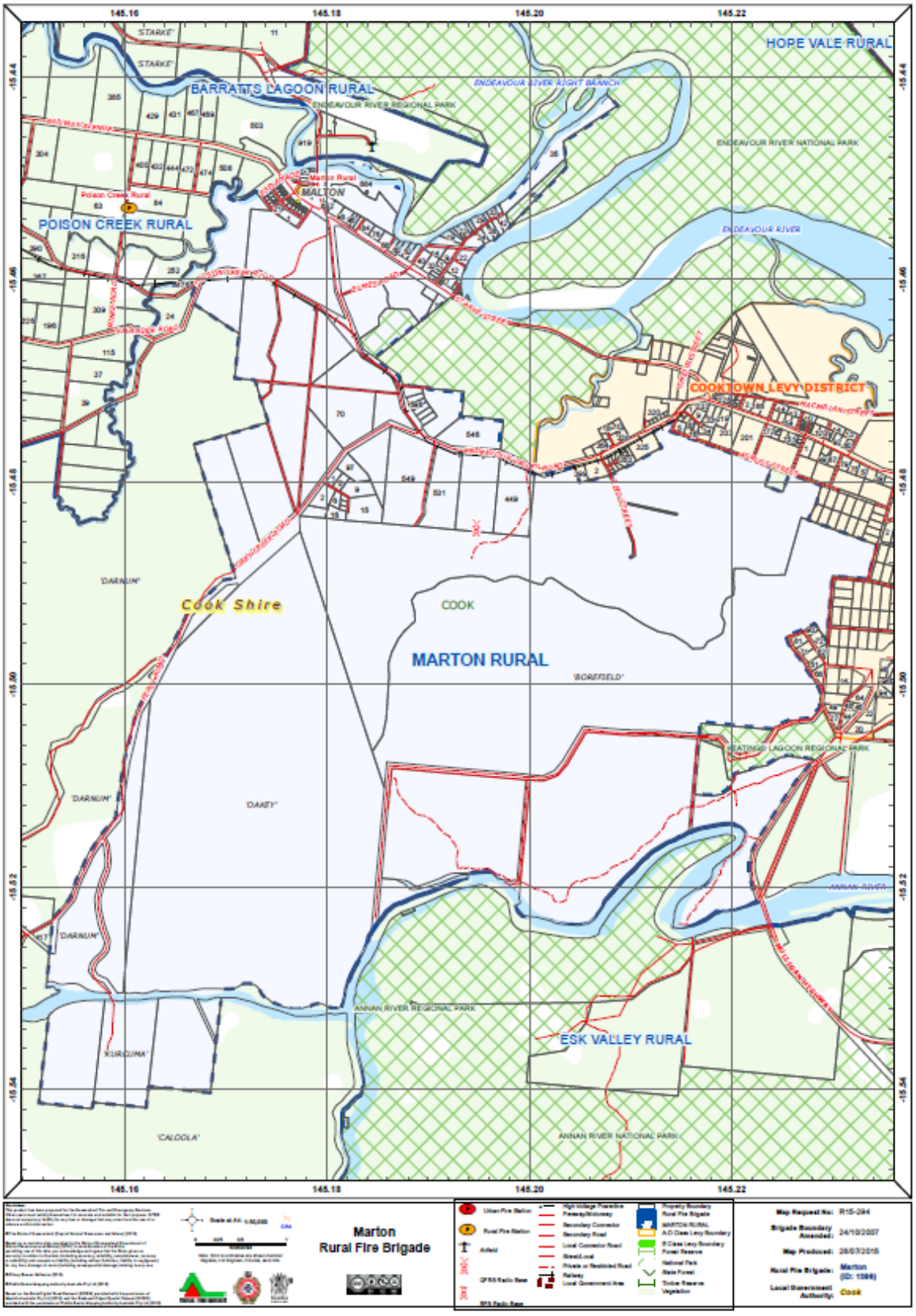
HOPE VALE RURAL
BARRATTS LAGOON RURAL
ENDEAVOUR RIVER REGIONAL PARK
ENDEAVOUR RIVER RIGHT BRANCH
ENDEAVOUR RIVER NATIONAL PARK
ENDEAVOUR RIVER
MALTON
POISON CREEK RURAL
COOKTOWN LEVY DISTRICT
Cook Shire
COOK
MARTON RURAL
'BOREFIELD'
'DARNUM'
'OAKEY'
HEATINGS LAGOON REGIONAL PARK
ANNAN RIVER
ANNAN RIVER REGIONAL PARK
ESK VALLEY RURAL
'KURLUMA'
'CALOOLA'
ANNAN RIVER NATIONAL PARK
Marton
Rural Fire Brigade
Map Request No: R15-294
Brigade Boundary Amended: 24/10/2007
Map Produced: 28/07/2015
Rural Fire Brigade: Marton (ID: 1396)
Local Government Authority: Cook

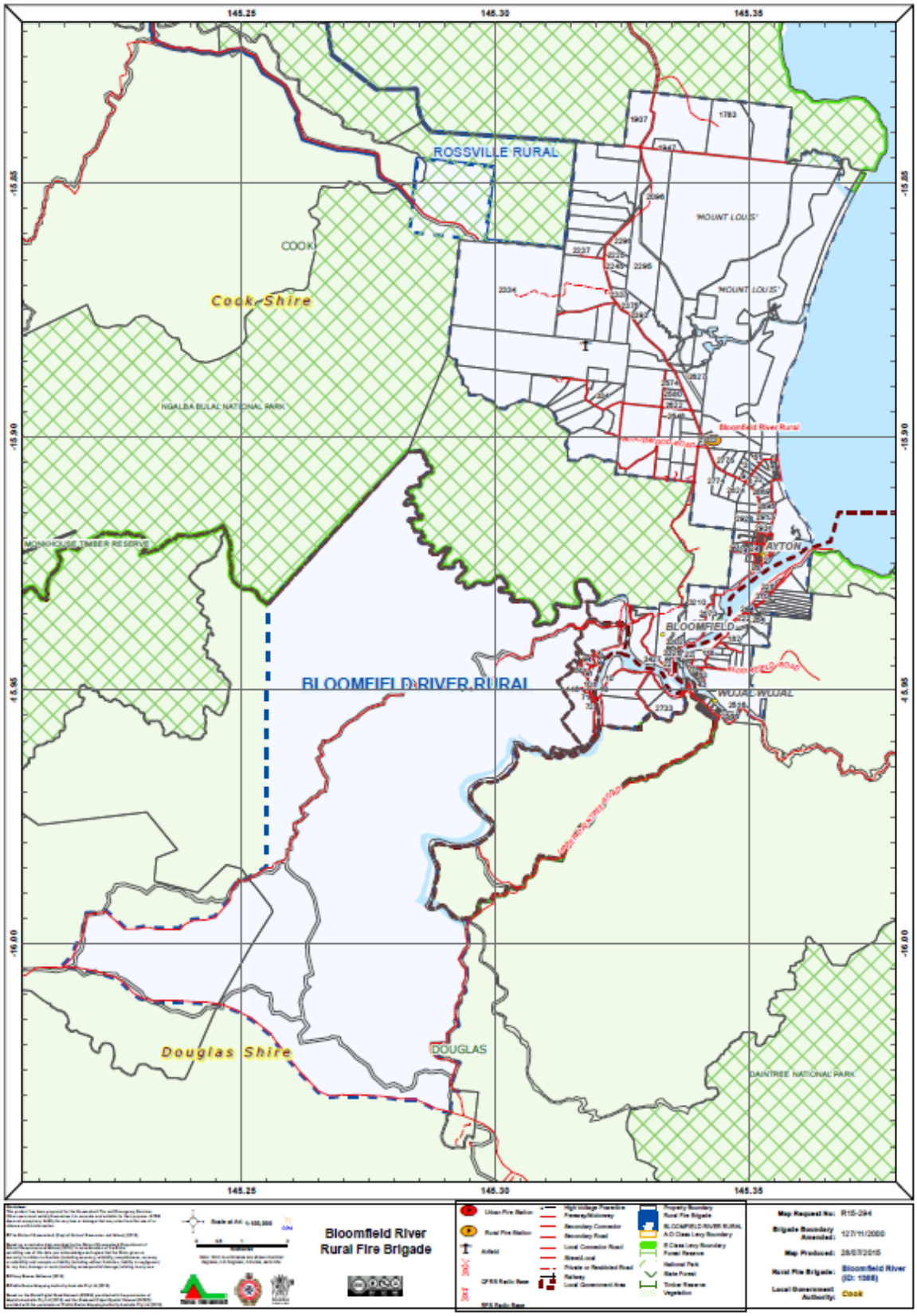
145.25
145.30
145.35
-15.85
-15.90
-15.95
-16.00
ROSSVILLE RURAL
COOK
Cook Shire
NGALBA BULAL NATIONAL PARK
MONKHOUSE TIMBER RESERVE
BLOOMFIELD RIVER RURAL
Douglas Shire
DOUGLAS
DAINTREE NATIONAL PARK
'MOUNT LOUIS'
'MOUNT LOUIS'
Bloomfield River Rural
BLOOMFIELD
WUJAL WUJAL
Bloomfield River
Rural Fire Brigade

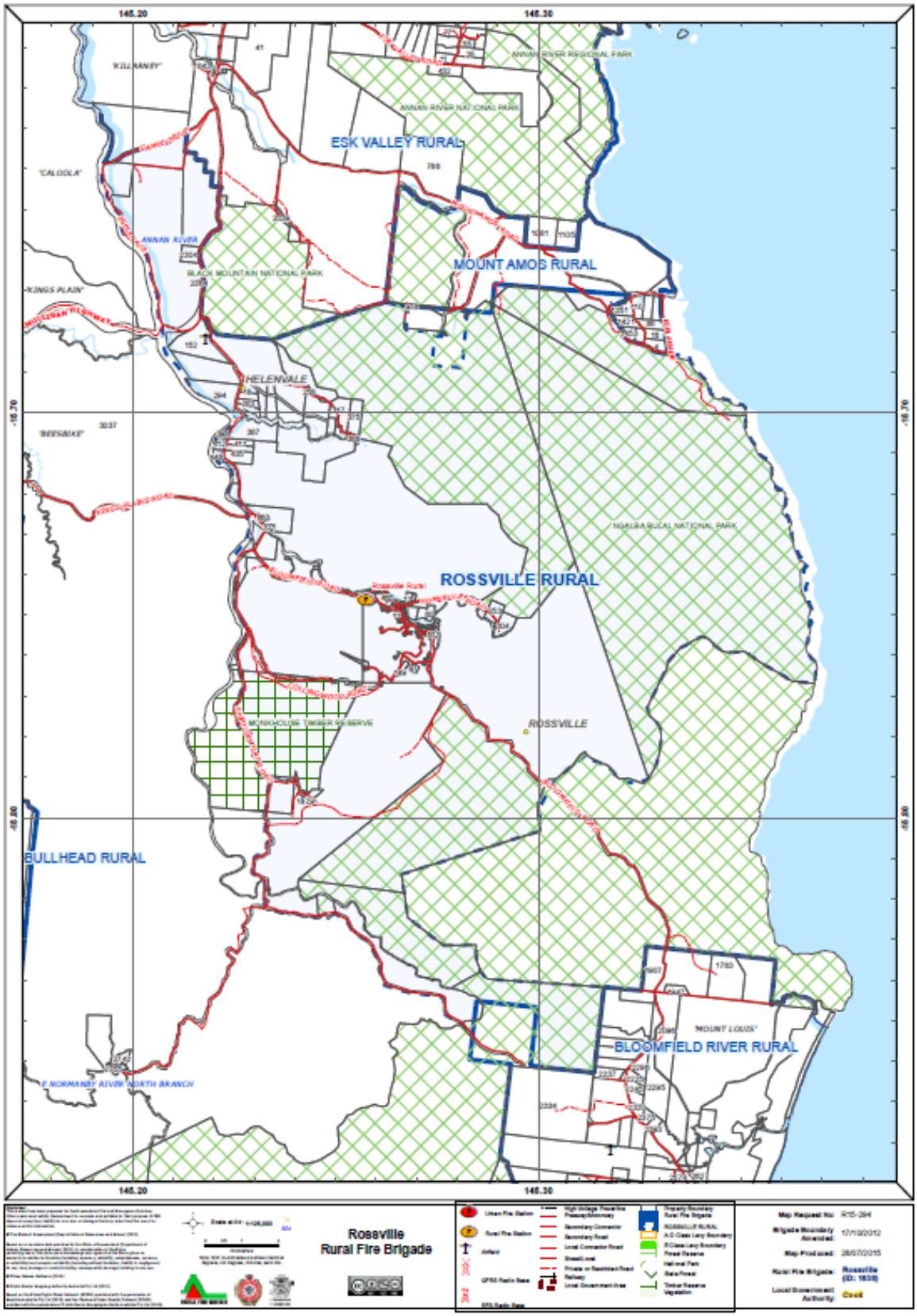
145.20
145.30
-16.70
-16.80
ESK VALLEY RURAL
MOUNT AMOS RURAL
ROSSVILLE RURAL
BULLHEAD RURAL
BLOOMFIELD RIVER RURAL
HELENVALE
ROSSVILLE
KILLARNEY
CALOOLA
BEESWAX
KINGS PLAIN
MULLIGAN HIGHWAY
ANNAN RIVER
ANNAN RIVER REGIONAL PARK
ANNAN RIVER NATIONAL PARK
BLACK MOUNTAIN NATIONAL PARK
NGAJAN RUGAL NATIONAL PARK
MONKHOUSE TIMBER RESERVE
MOUNT LOUIS
E NORMANBY RIVER NORTH BRANCH
Rossville
Rural Fire Brigade

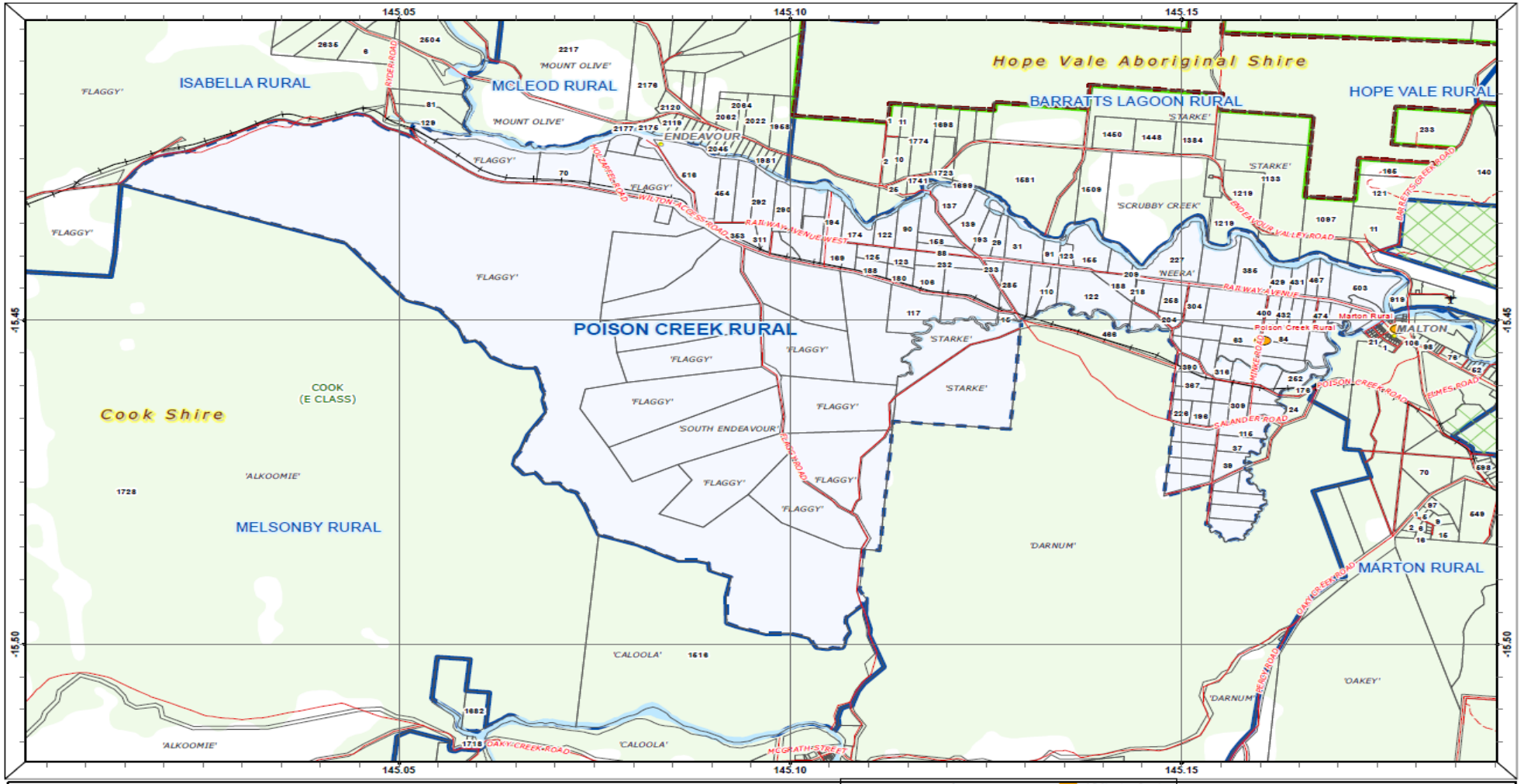

Scale at A4: 1:75,000

0 0.5 1 2

Kilometres

Note: Grid co-ordinates are shown in decimal degrees, not degrees, minutes, seconds.

Poison Creek Rural Fire Brigade

Urban Fire Station
Rural Fire Station
QFRS Radio Base
RFS Radio Base
Airfield
High Voltage Powerline
Railway
Property Boundary
Rural Fire Brigade
POISON CREEK RURAL
A-D Class Levy Boundary
E Class Levy Boundary
Local Government Area
Forest Reserve
National Park
State Forest
Timber Reserve
Vegetation

Map Request Number:	R15-294
Brigade Boundary Last Amended on:	06/05/2004
Map Produced on:	28/07/2015
Rural Fire Brigade:	Poison Creek (ID: 0962)
Local Government Authority:	Cook

Cooktown Water Area Maps

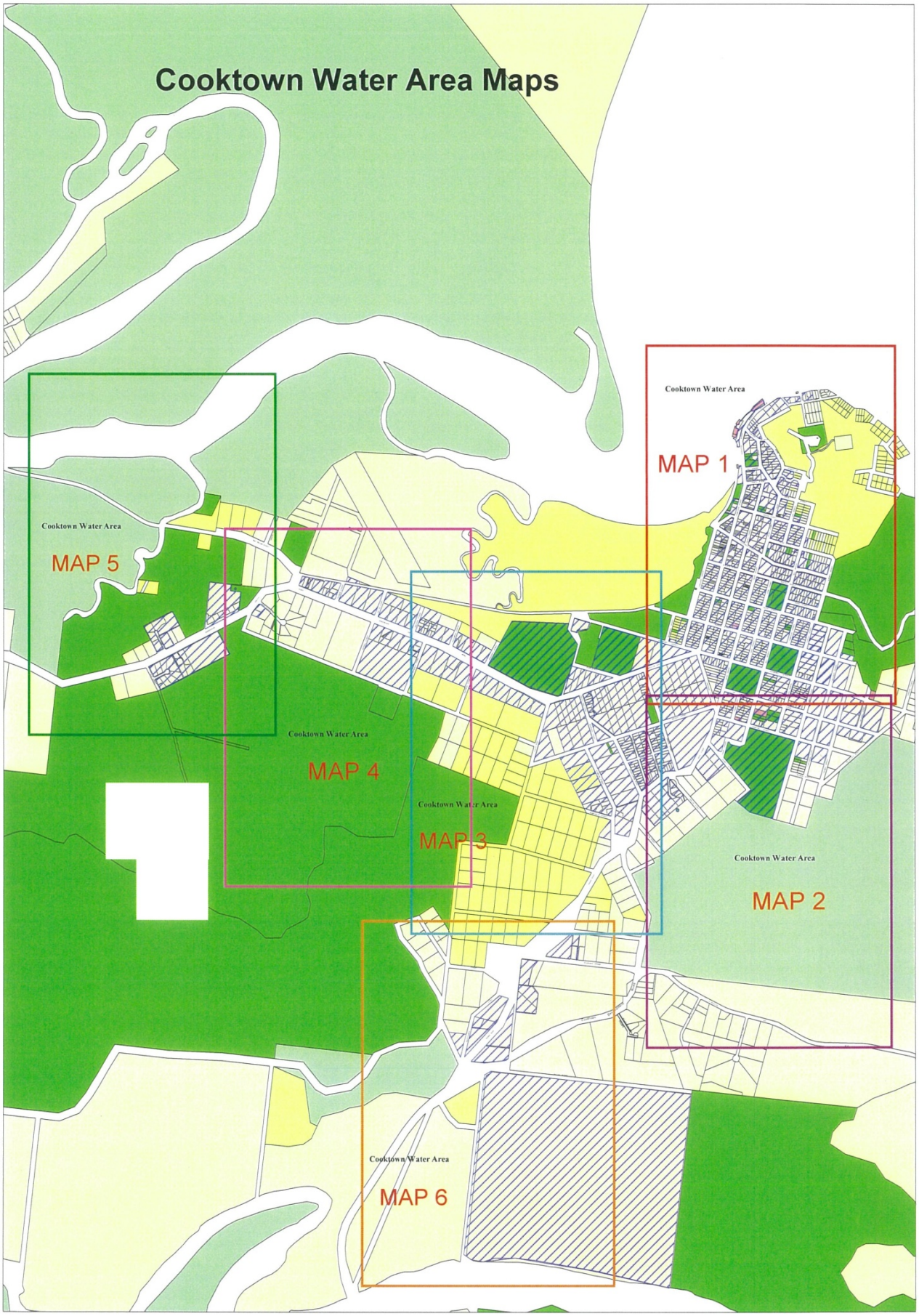

Cooktown Water Area

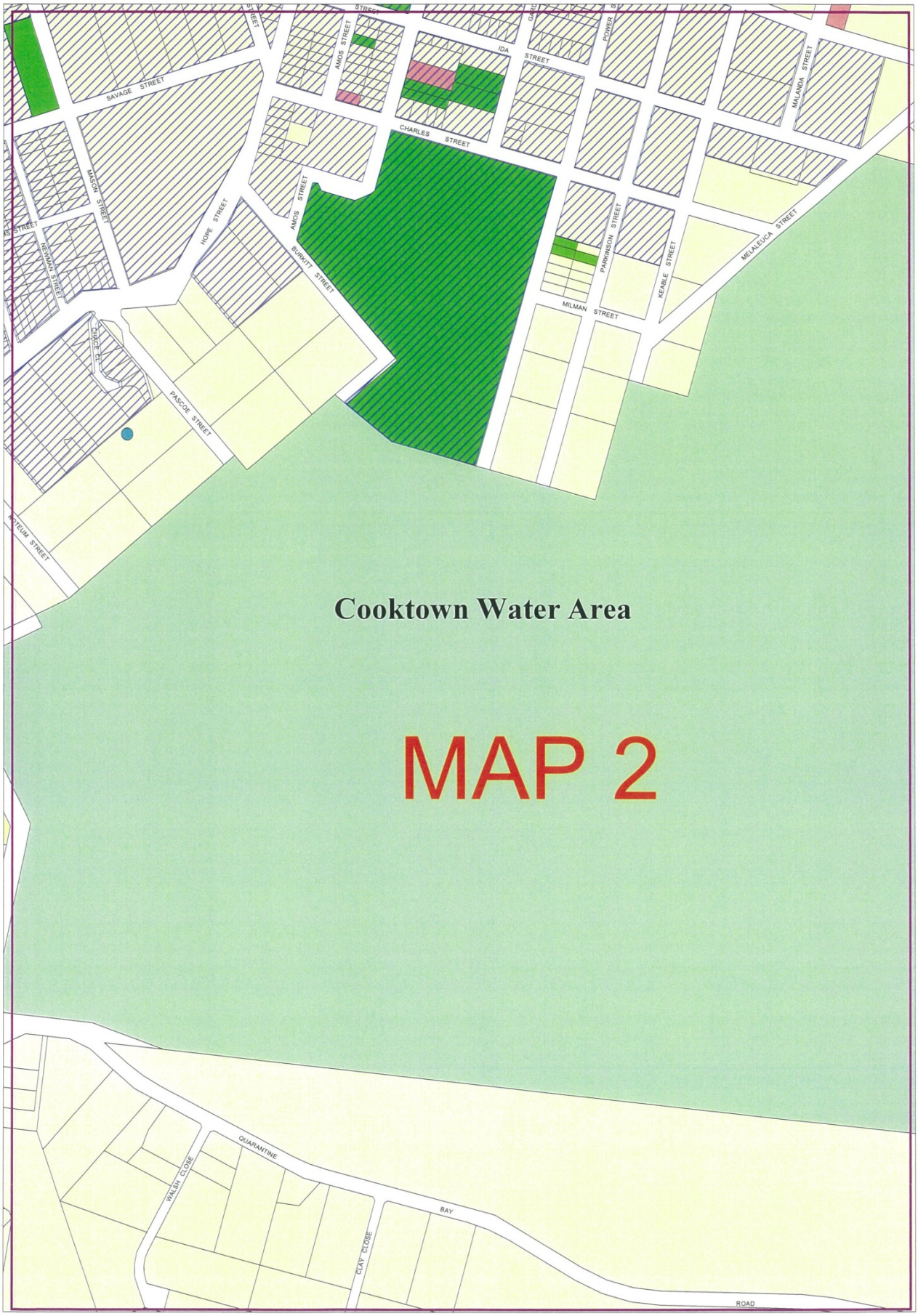
SAVAGE STREET
MASON STREET
HOPE STREET
AMOS STREET
CHARLES STREET
IDA STREET
MALANDA STREET
BURKITT STREET
PASCOE STREET
PARKINSON STREET
KEABLE STREET
MELALEUCA STREET
MILMAN STREET
NEWMAN STREET
POTEIUM STREET
QUARANTINE BAY ROAD
WALSH CLOSE
CLAY CLOSE
Cooktown Water Area
MAP 2

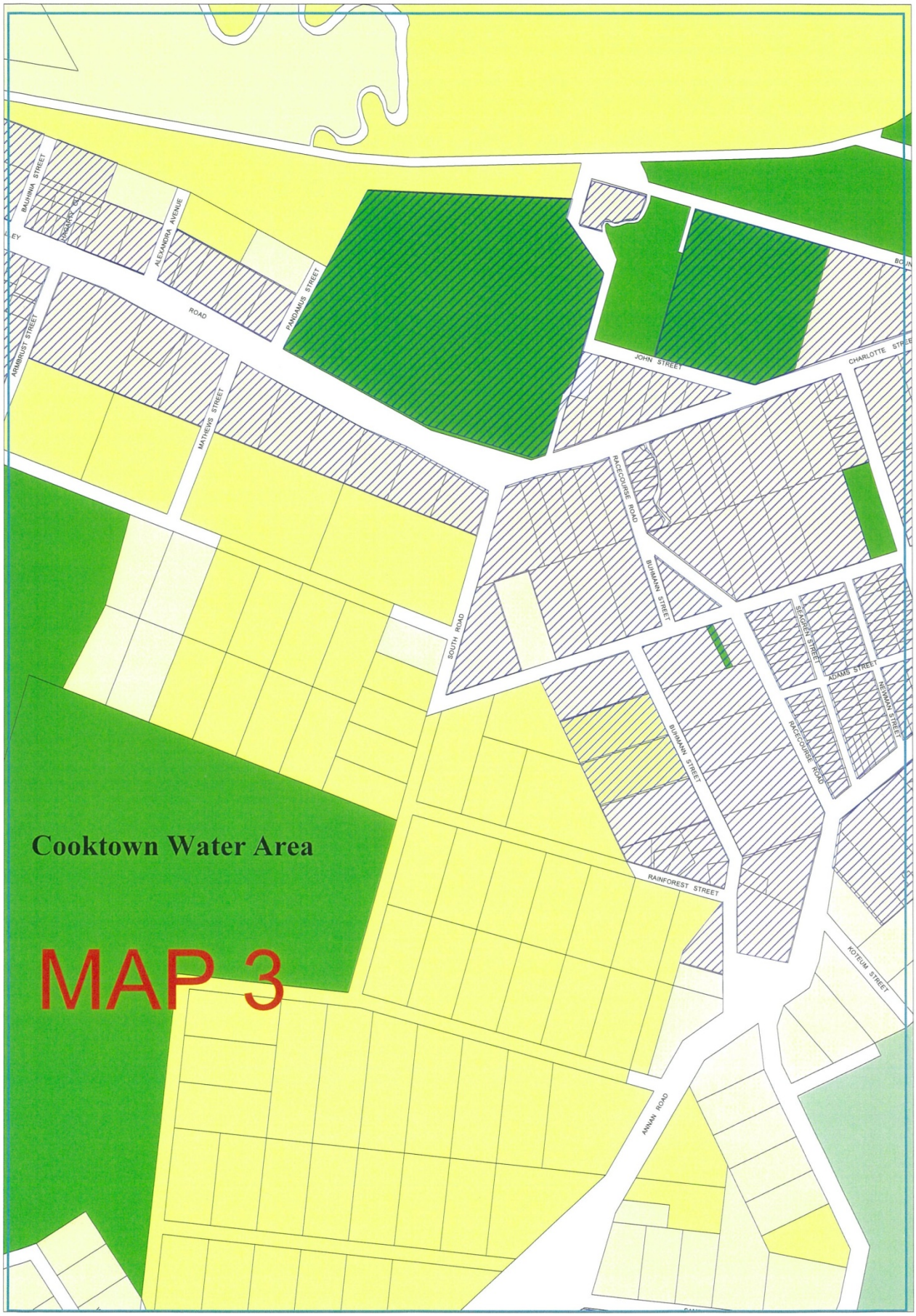
Cooktown Water Area
MAP 3
BAUHINIA STREET
ALEXANDRA AVENUE
PANDAMUS STREET
ROAD
ARMBRUST STREET
MATHEWS STREET
JOHN STREET
CHARLOTTE STREET
RACECOURSE ROAD
BUHMANN STREET
SOUTH ROAD
SEAGREN STREET
ADAMS STREET
NEWMAN STREET
RAINFOREST STREET
KOTEUM STREET
ANNAN ROAD

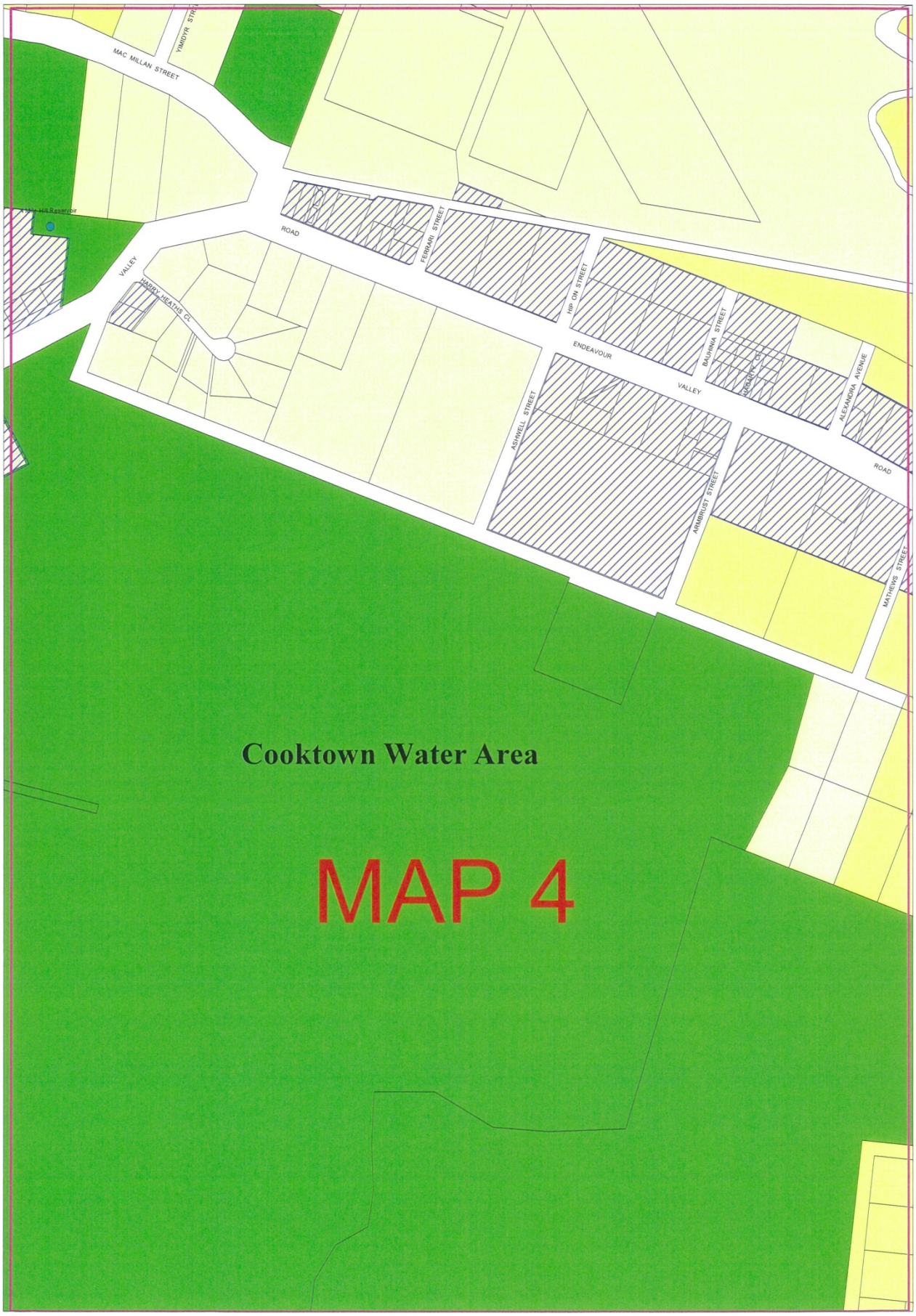
MAC MILLAN STREET
YIMIDYR STREET
ROAD
FERRARI STREET
HIP ON STREET
VALLEY
HARRY HEATHS CL
ENDEAVOUR
BAUHINIA STREET
VALLEY
ALEXANDRA AVENUE
ROAD
ASHWELL STREET
ARMBRUST STREET
MATHEWS STREET
Cooktown Water Area
MAP 4

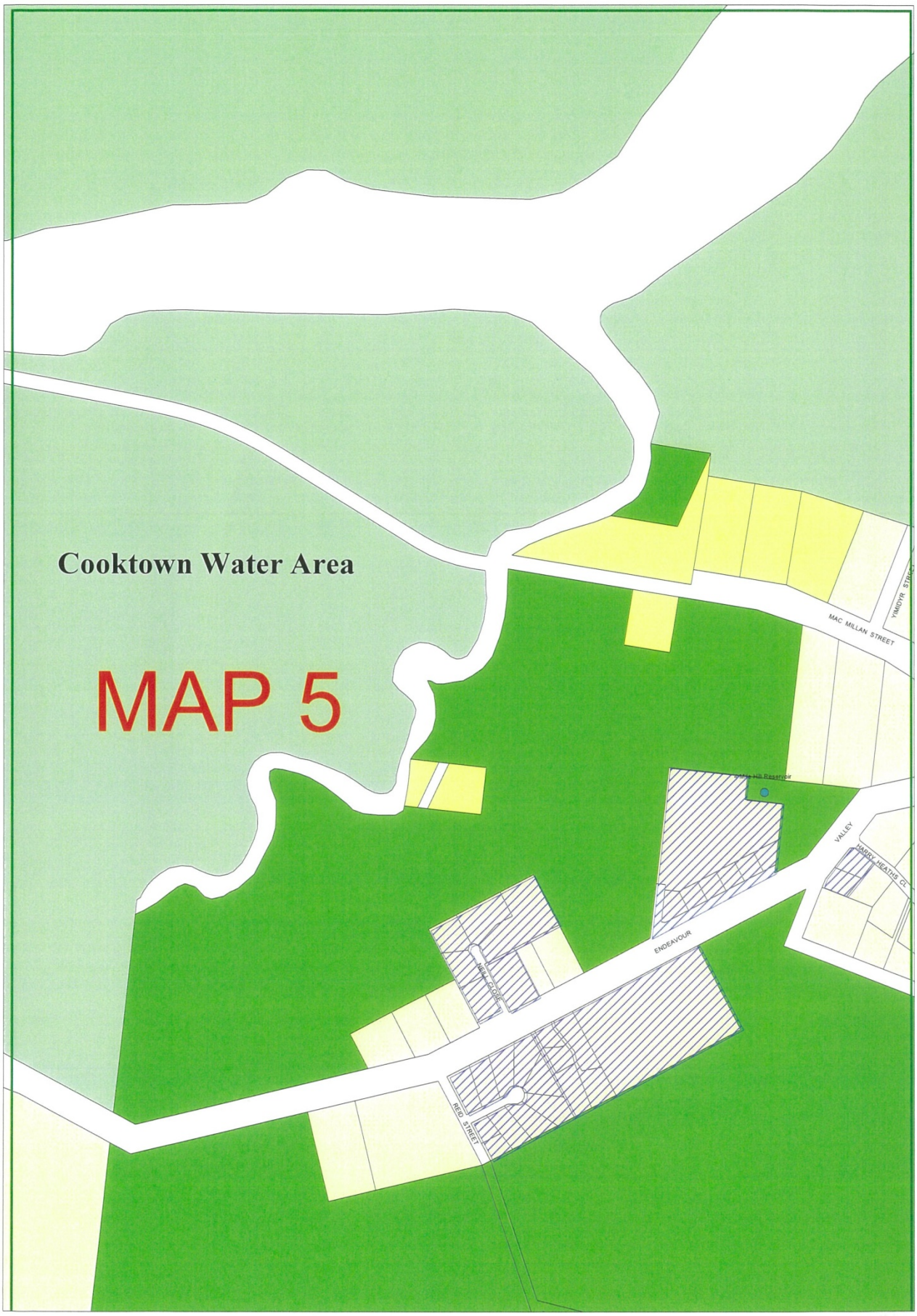
Cooktown Water Area
MAP 5
MAC MILLAN STREET
YIMIDYR STREET
VALLEY
HARRY HEATHS CL
ENDEAVOUR
NEILL CLOSE
REID STREET

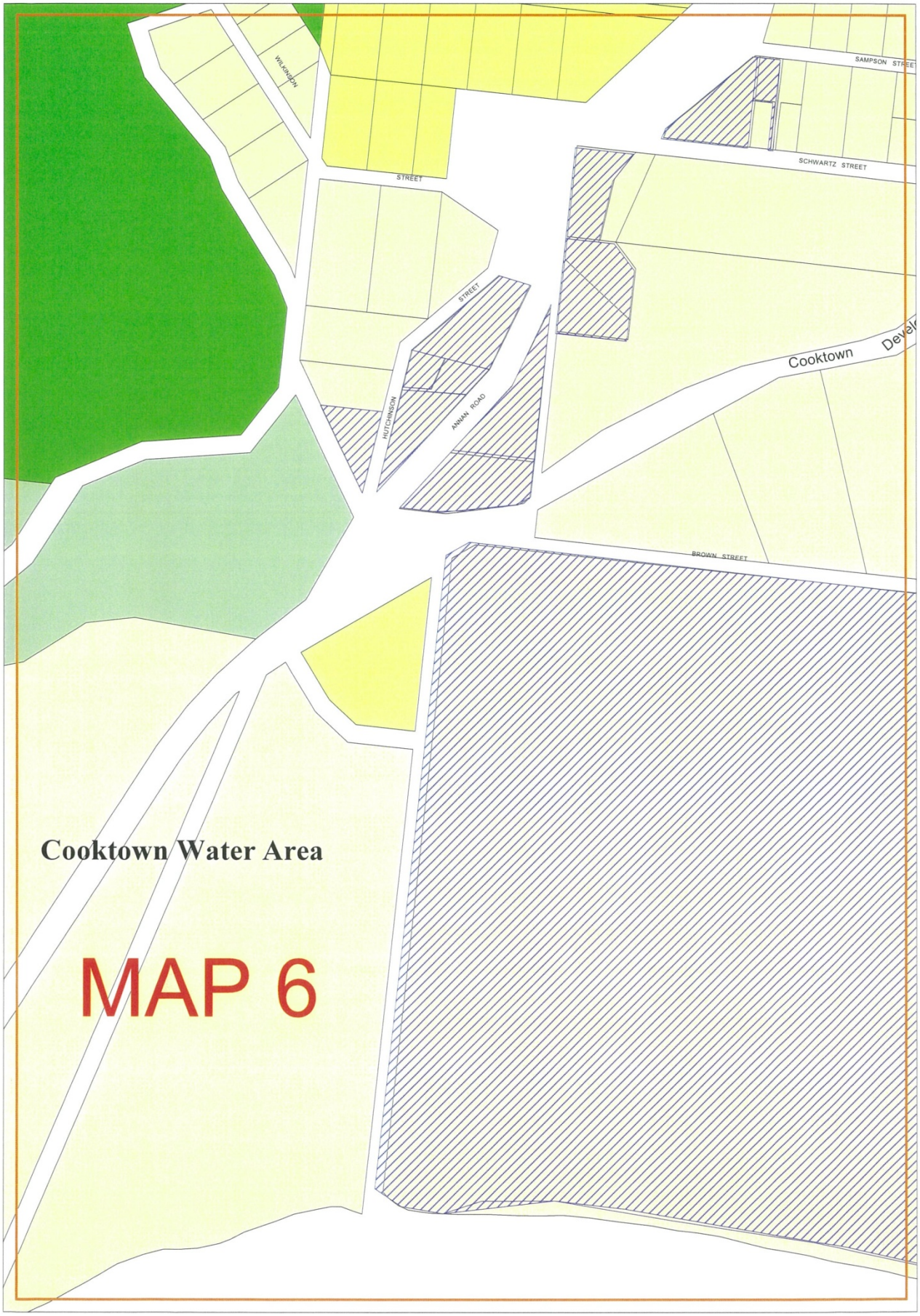
SAMPSON STREET
SCHWARTZ STREET
WILKINSON
STREET
STREET
HUTCHINSON
ANNAN ROAD
Cooktown
BROWN STREET
Cooktown Water Area
MAP 6

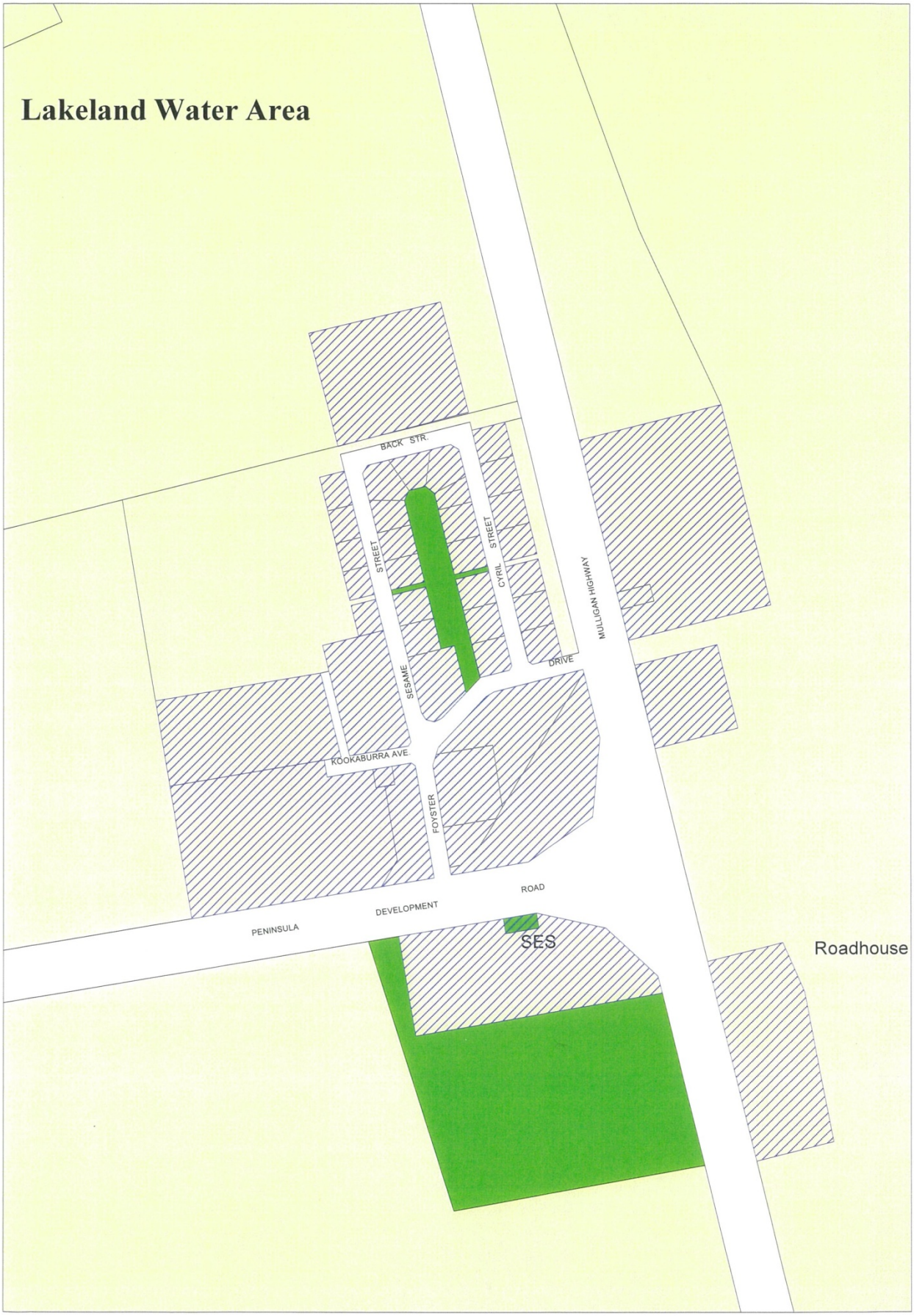
Lakeland Water Area
BACK STR.
STREET
SESAME
STREET
CYRIL
DRIVE
MULGAN HIGHWAY
KOOKABURRA AVE
FOYSTER
ROAD
DEVELOPMENT
PENINSULA
SES
Roadhouse

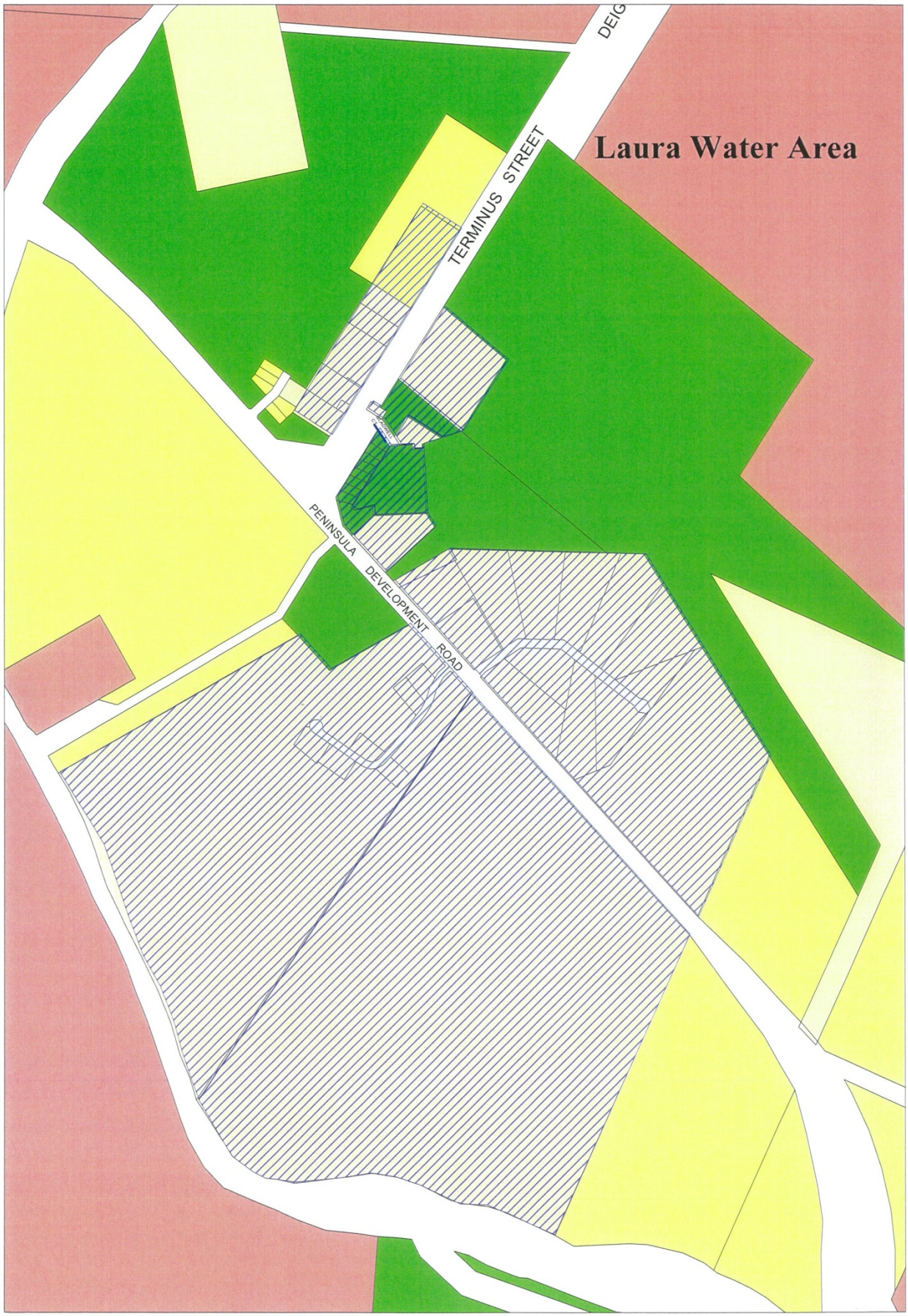
Laura Water Area
TERMINUS STREET
PENINSULA DEVELOPMENT ROAD

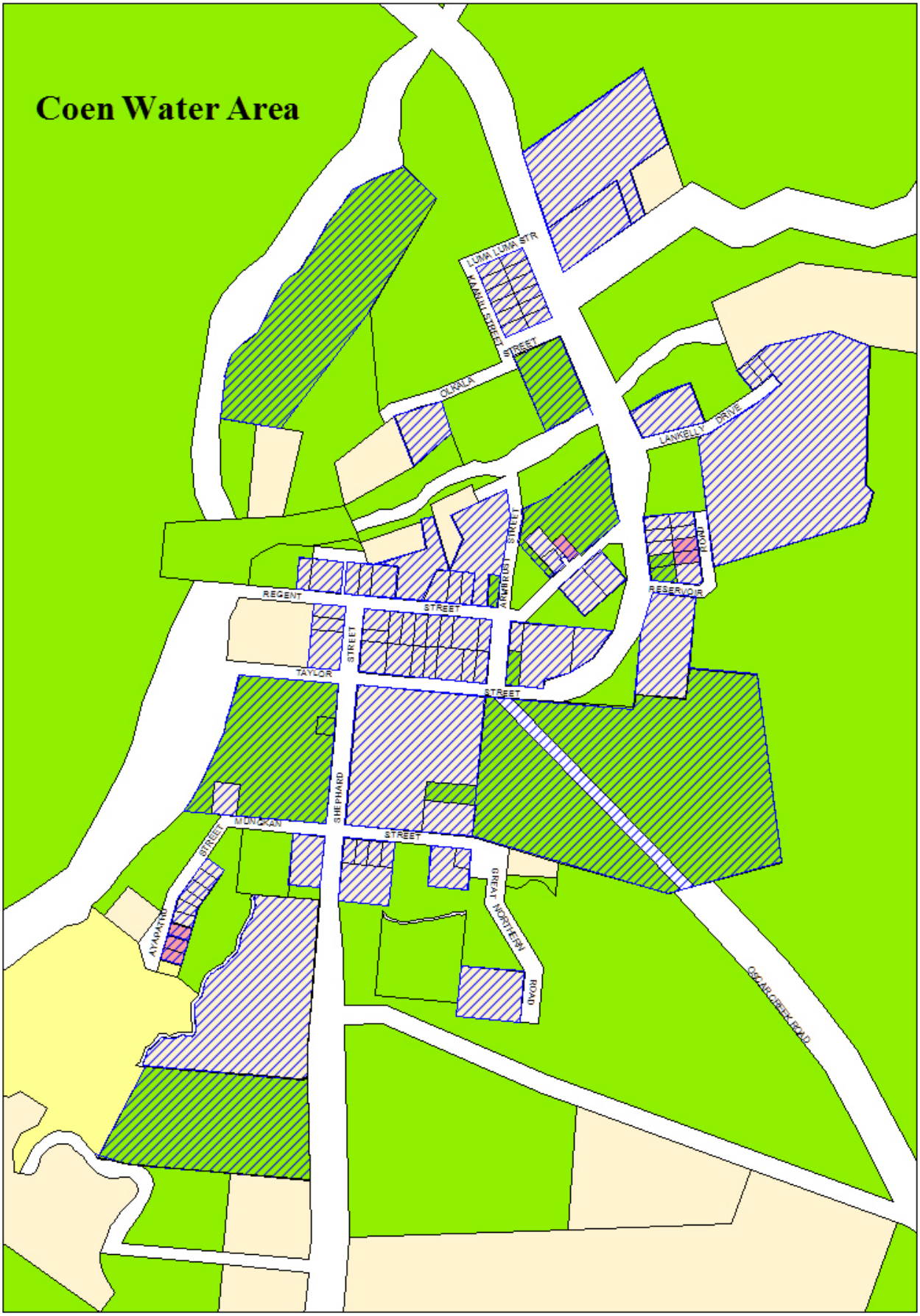
Coen Water Area
LUMA LUMA STR
KAMULI STREET
STREET
OLKALA
LANKELLY DRIVE
ARMBRUST STREET
ROAD
RESERVOIR
REGENT
STREET
STREET
TAYLOR
STREET
SHEPHARD
MUNGKAN
STREET
STREET
AYAPATHU
GREAT NORTHERN
ROAD
OSCAR CREEK ROAD

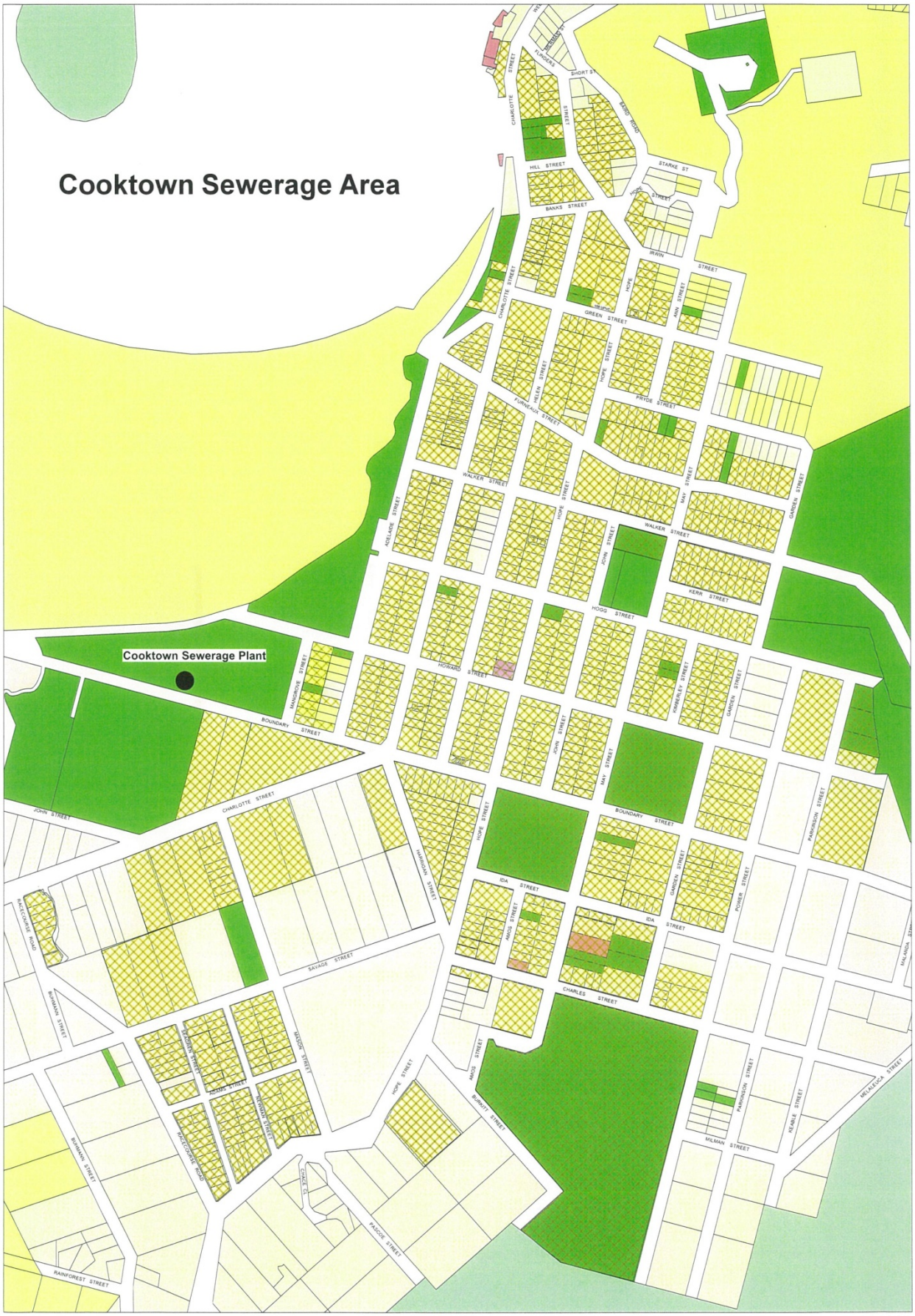
Cooktown Sewerage Area
Cooktown Sewerage Plant
CHARLOTTE STREET
FLINDERS
SHORT ST
BAIRD ROAD
HILL STREET
STARKE ST
BANKS STREET
HOPE STREET
IRWIN STREET
ANN STREET
GREEN STREET
HELEN STREET
FURNEAUX STREET
PRYDE STREET
WALKER STREET
MAY STREET
GARDEN STREET
ADELAIDE STREET
JOHN STREET
KERR STREET
HOGG STREET
HOWARD STREET
MANGROVE STREET
KIMBERLEY STREET
BOUNDARY STREET
JOHN STREET
CHARLOTTE STREET
HARRIGAN STREET
IDA STREET
AMOS STREET
POWER STREET
PARKINSON STREET
RACECOURSE ROAD
SAVAGE STREET
CHARLES STREET
BURMANN STREET
MASON STREET
ADAMS STREET
NEWMAN STREET
BURKITT STREET
KEABLE STREET
MELALEUCA STREET
MILMAN STREET
CHACE CL
PASCOE STREET
RAINFOREST STREET

Coen Sewerage Area
LUMA LUMA STR
KAANJU STREET
STREET
OLKALA
LANKELLY DRIVE
STREET
ARMBRUST
ROAD
RESERVOIR
REGENT
STREET
STREET
TAYLOR
STREET
SHEPHARD
MUNGKAN
STREET
STREET
AYAPATHU
GREAT NORTHERN
ROAD
OSCAR CREEK ROAD

Cooktown & Marton Kerbside Collection Area

Oaky Ck, Poison Ck & Endeavour Valley Rd Kerb Area

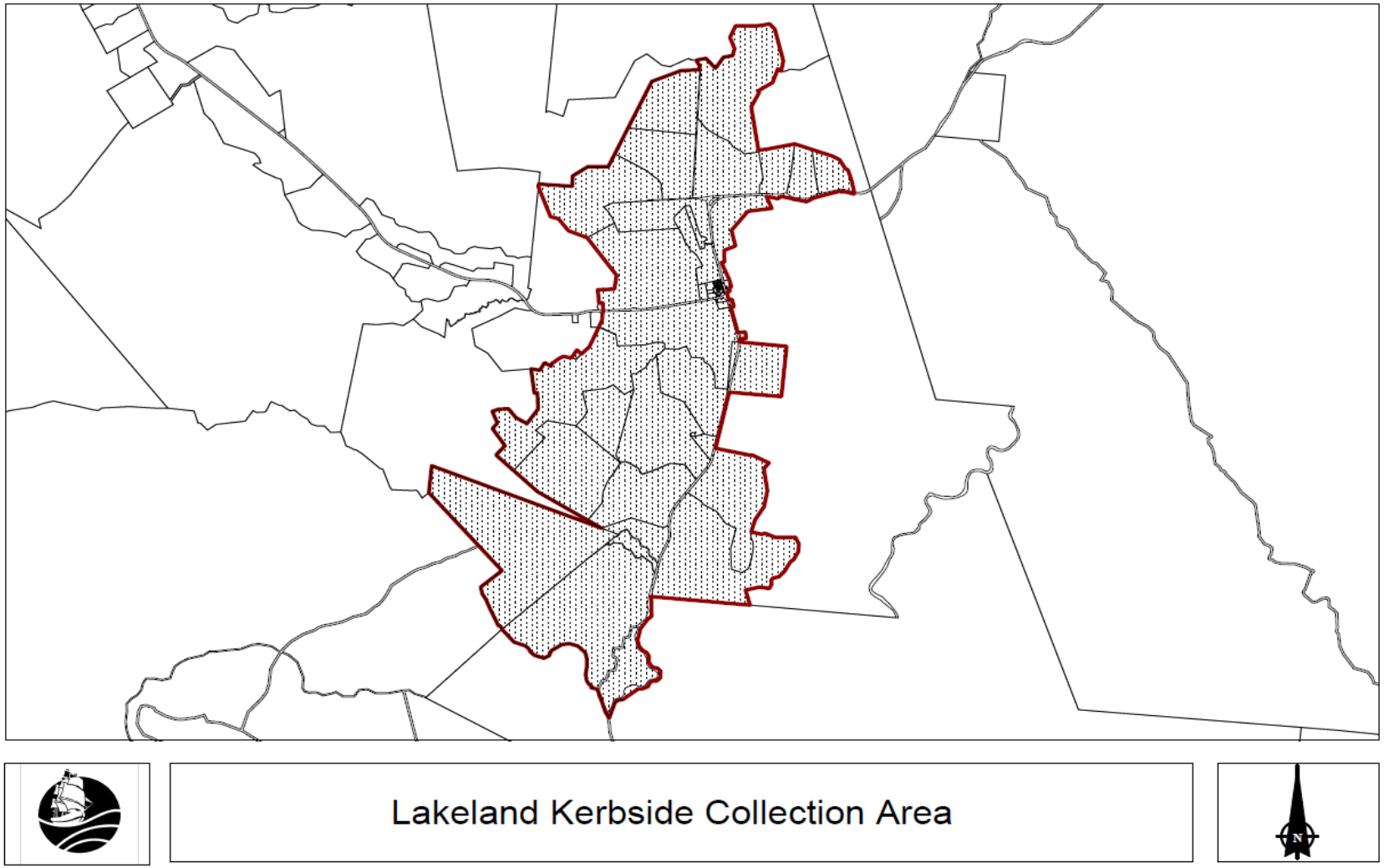
Lakeland Kerbside Collection Area

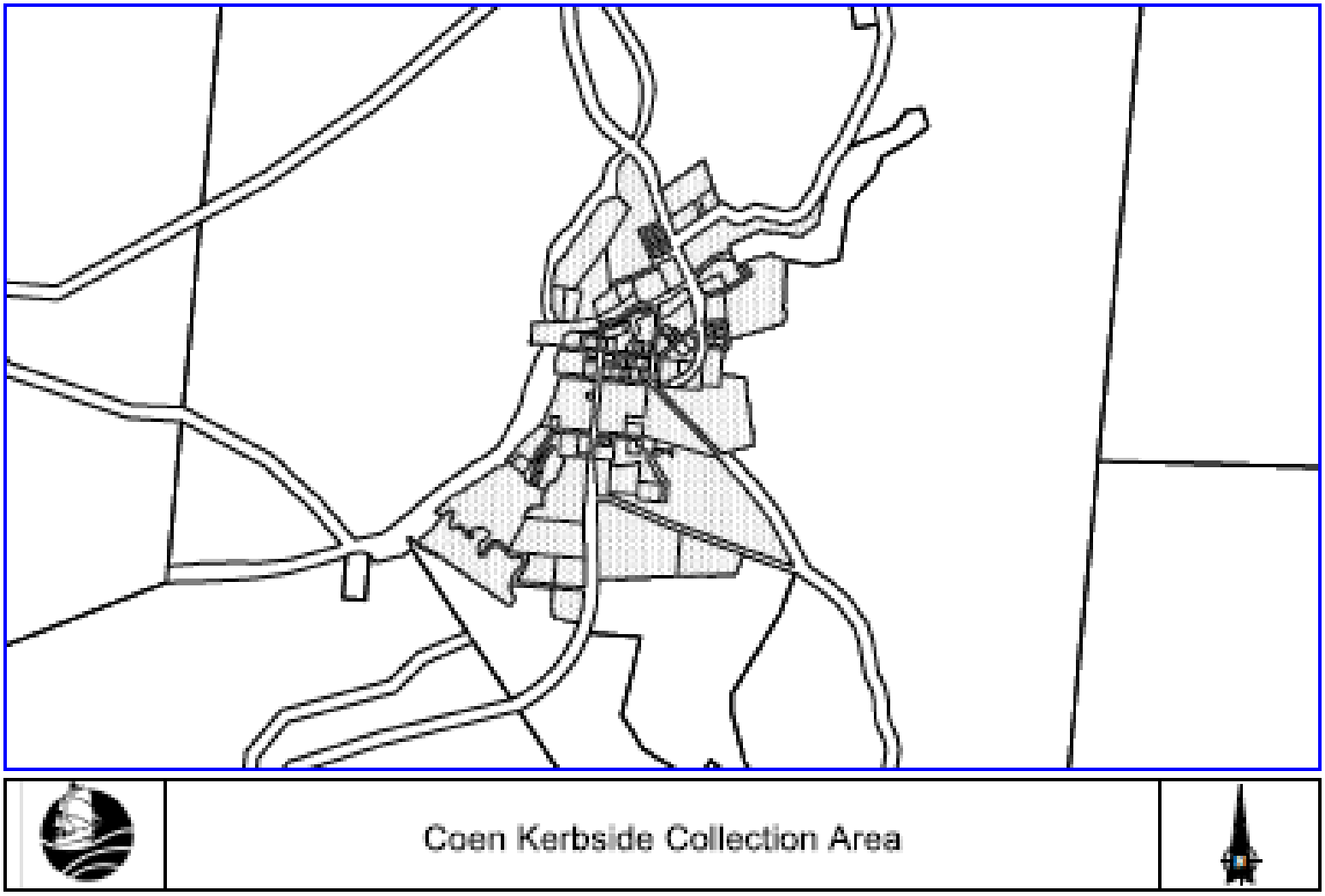
Coen Kerbside Collection Area

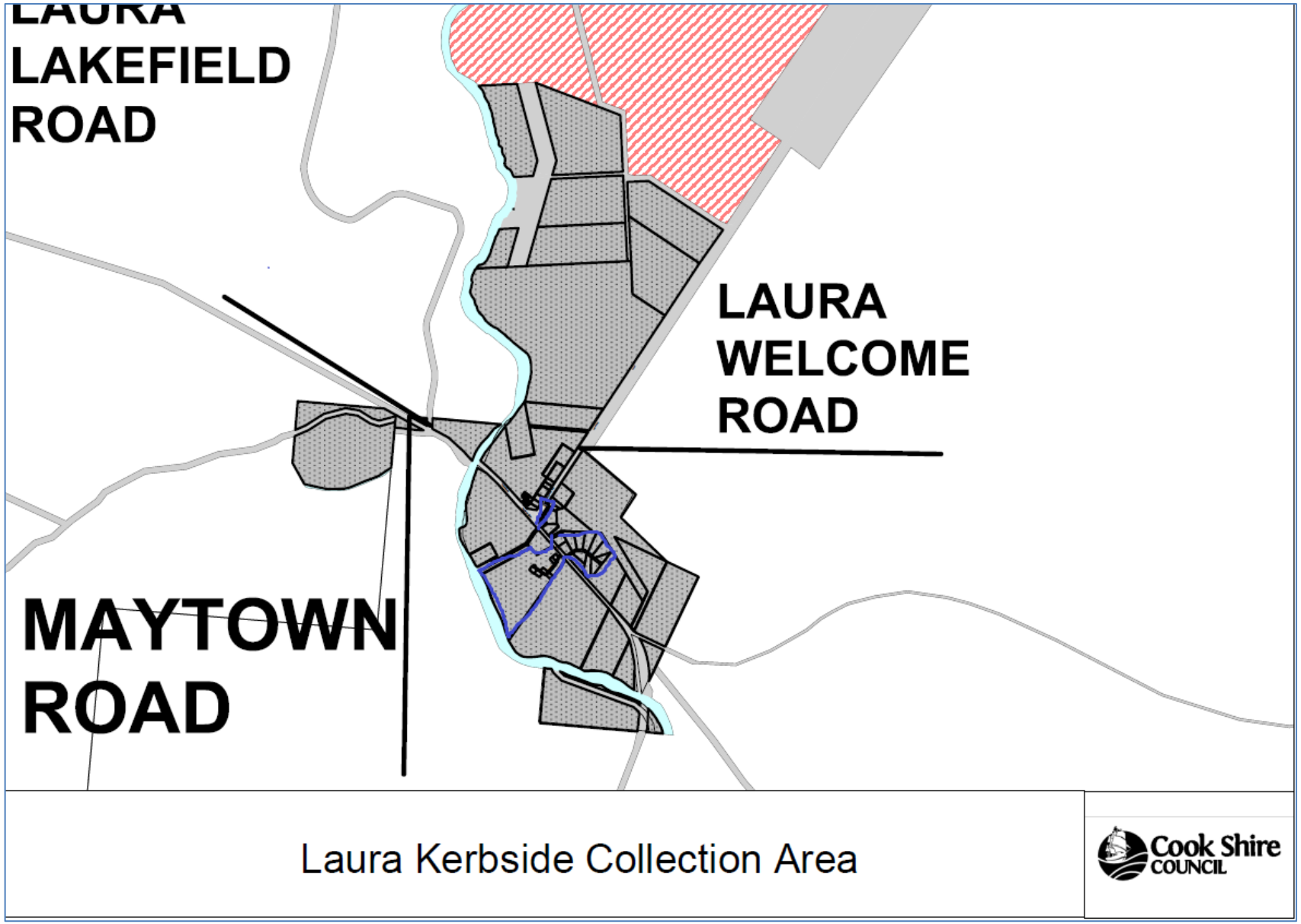
LAURA
LAKEFIELD
ROAD
LAURA
WELCOME
ROAD
MAYTOWN
ROAD
Laura Kerbside Collection Area
Cook Shire
COUNCIL

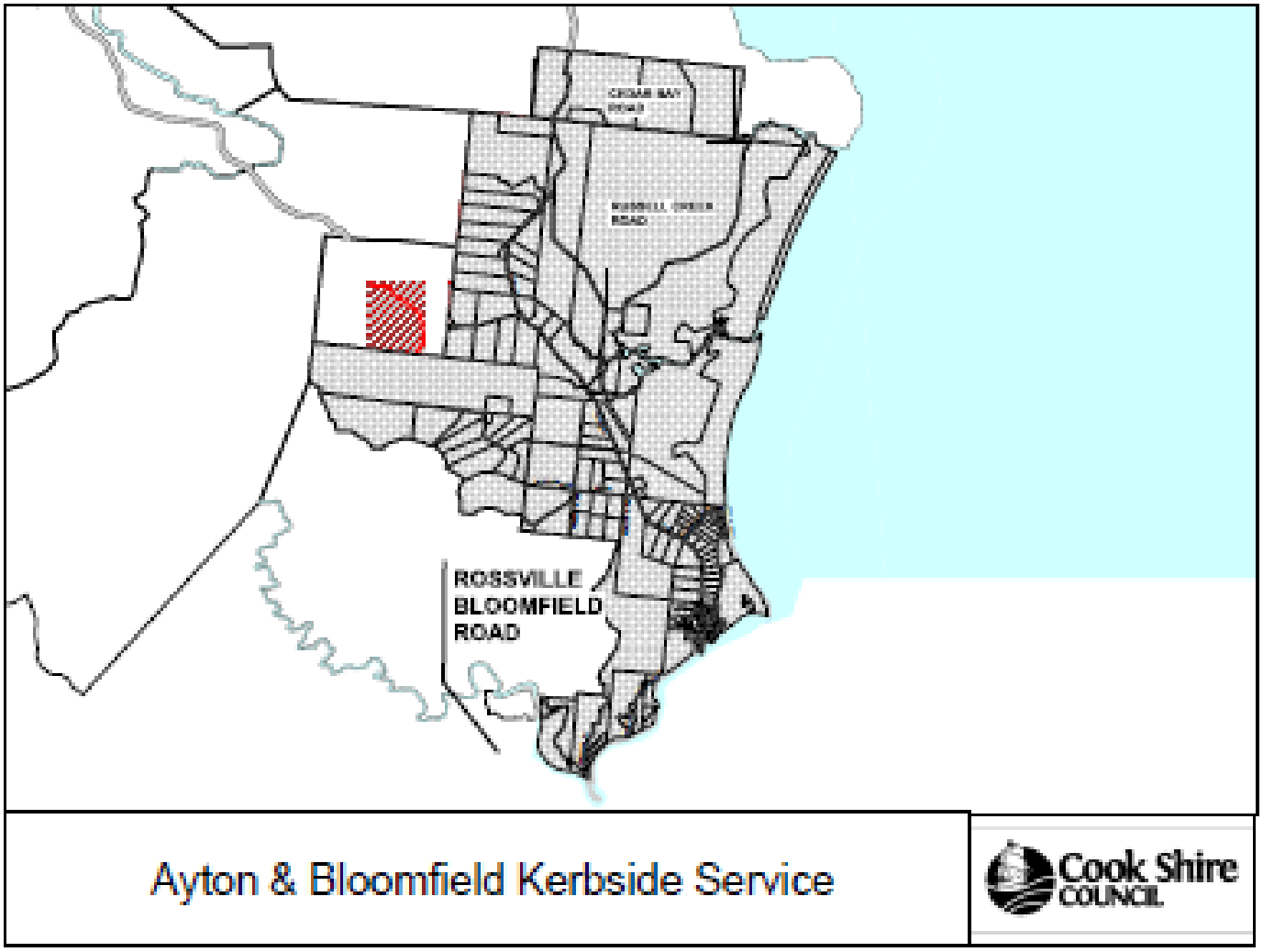
ROSSVILLE
BLOOMFIELD
ROAD
Ayton & Bloomfield Kerbside Service
Cook Shire
COUNCIL

Fees and Charges

2016-17

INDEX

		PAGES
Corporate Services	Finance Program	**1**
	Rates	**2**
Hiring of Council Facilities	Hiring Of Council Facilities	**3 - 5**
Sport Recreation & Community	Recreation & Sport Facilities	**6 - 7**
	Libraries	**8 - 9**
Animal & Environment	Pest Management	**10 - 11**
	Environmental Health	**12 - 22**
Waste Management	Waste Management	**22 - 26**
Planning, Building & Community	Area Planning	**27 - 33**
	Building & Plumbing	**34 - 40**
	Cemetery	**41**
Commercial Infrastructure	Maritime Operations	**42**
	Aerodrome Operations	**43**
Roads & Drainage	Engineering	**44**
Water & Sewerage	Water And Sewerage	**45 - 46**
Bonds	Bonds	**47**

FINANCE PROGRAM					BUDGET 2016-2017		
Details	Fee 2016-17	Description	Includes GST	Legislation	Section	Fee Type	GL#
REPORTS							
Annual Report & Financial Statements - supply a copy	$55.00	Per publication + Postage	No GST	Local Gov ((Finance Plans & Reporting Reg 2010)	s535(2) (c)	Regulatory	1160.110.143
Council Minutes - printed copy	$26.00	Per set + Postage	No GST	Local Gov (Operations) Reg 2009	s468(b) (c)	Regulatory	1160.110.143
Other publications	$20.00					Commercial / Other	1160.110.143
PHOTOCOPYING From Administration Building							
Per A4 Sheet	$2.30		GST			Commercial / Other	1160.110.134
Per A3 Sheet	$3.60		GST			Commercial / Other	1160.110.134
Map Info-Create/ Search/ Print (< 1/2 hr)	$16.00		GST			Commercial / Other	1160.110.111
Map Info-Create/ Search/ Print (< 1 hr)	$20.00		GST			Commercial / Other	1160.110.111
Map Info-Create/ Search/ Print (> 1 hr)	$20.00		GST			Commercial / Other	1160.110.111
Free photocopying for 'Not for Profit Inc' community organisations, available ONLY at Libraries - must have written permission and supply own paper. ***NO BULK*** *photocopying (ie over 100 copies)*							
IDENTIFICATION CARDS							
Production of identification cards	$50.00	per item	GST			Commercial/Other	1160.110.143
LOCAL LAWS							
Council local laws - full copy	$140.00	per set	No GST	Local Gov Act 2009	s1071 (c)	Regulatory	2010.110.143
Right to Information Application Fee :(non personal) plus associated cost	$46.40	Plus $7.20 per 15 min processing	No GST	Right to Information Regulation 2009	s6 (a)	Regulatory	1160.105.91
Right to Information Processing cost : per 15 minutes	$7.20	per each 15 minutes	No GST	Right to Information Regulation 2009	s6 (a)	Regulatory	1160.105.91

RATES					BUDGET 2016-2017		
Details	Fee 2016-17	Description	Includes GST	Legislation	Section	BUDGET 2016-2017	
RATE & PROPERTY SEARCHES							
Rate and property search-written (includes water meter readings)	**$110.00**	per assessment	No GST	Local Gov (Finance, Plans & Reporting) Reg 2010	s994 (c)	Regulatory	1110.110.136
Rate record search fee - outside current rating period	**$12.00**	per receipt/rate notice	No GST	Local Gov (Finance, Plans & Reporting) Reg 2010	s994 (c)	Regulatory	1110.110.136
Ownership search	**$12.00**	per assessment	No GST	Local Gov (Finance, Plans & Reporting) Reg 2010	s994 (c)	Regulatory	1110.110.136
Special water meter reading	**$35.00**	per meter	No GST	Local Gov (Finance, Plans & Reporting) Reg 2010	s994 (c)	Regulatory	1471.130.220

HIRING OF COUNCIL FACILITIES: PLANT, HALLS, MEETING ROOMS, PARKS & OVALS					BUDGET 2016-2017		
Details	Fee 2016-17	Description	Includes GST	Legislation	Section	Fee Type	GL#
CREDIT CARD FEE REQUIRED FOR ALL BOOKINGS							
LOST KEYS							
Lost Keys	**$60.00**	Included in Bond and Refundable.					Trust a/c
USE OF SHIRE PARKS, WHARF, AND OVALS WHEN HIRED FOR EVENTS (non-sporting and profit generating - no part thereof)							
½ Day Rate:	**$125.00**	Starts or Finishes at Noon	GST			Commercial / Other	1725.110.253
Full Day Rate:	**$290.00**	24 Hours	GST			Commercial / Other	1725.110.253
Bond - Use of Council Parks for Events	**$1,000.00**		No GST			Commercial / Other	Trust a/c
USE OF ELECTRICITY							
Events Bond	**$120.00**		No GST			Commercial / Other	Trust a/c
Events Fee	**$75.00**		GST			Commercial / Other	1725.110.253
By request (minimal use) - Bond	**$71.50**		GST			Commercial / Other	1725.110.253
By request (minimal use) - Fee	**$10.00**		GST			Commercial / Other	1725.110.253
MEETING ROOM HIRE							
Bond	**$160.00**	equal to cleaning fee	No GST			Commercial / Other	Trust a/c
Room Hire Rate - Minimum 1 Hour. No Part Thereof	**$35.00**	per hour	GST			Commercial / Other	1740.110.125
½ Day Rate:	**$115.00**	4 Hours	GST			Commercial / Other	1740.110.125
Full Day Rate:	**$230.00**	8.15 - 5.00	GST			Commercial / Other	1740.110.125
Coffee and Tea Per Person	**$125.00**	per person	GST			Commercial / Other	1740.110.125
IT Hire	**$40.00**	Flat Fee	GST			Commercial / Other	1740.110.125
Cleaning Fees	**$160.00**	2 hours cleaning	GST			Commercial / Other	1740.110.125
Hourly Cleaning Fee	**$50.00**	Per hour over initial clean	GST			Commercial / Other	1740.110.125

HIRING OF COUNCIL FACILITIES: PLANT, HALLS, MEETING ROOMS, PARKS & OVALS					BUDGET 2016-2017		
Details	Fee 2016-17	Description	Includes GST	Legislation	Section	Fee Type	GL#
HALL HIRE							
Key Hire (included in bond)	**$0.00**						Trust a/c
Hourly Rate (Events: 20+ People):	**$30.00**	Minimum 4 Hour Hire	GST			Commercial / Other	1740.110.125
Hourly Rate (sport, not for profit, repeat bookings):	**$15.00**	Minimum 1 Hour Hire	GST			Commercial / Other	1740.110.125
½ Day Rate:	**$115.00**	Starts or Finishes at Noon	GST			Commercial / Other	1740.110.125
Full Day Rate:	**$280.00**	24 Hours	GST			Commercial / Other	1740.110.125
Cleaning Fee (as required):	**$160.00**	2 hours cleaning	GST			Commercial / Other	1740.110.125
Cleaning Fee – Thereafter per hour:	**$50.00**	Per hour over initial clean	GST			Commercial / Other	1740.110.125
Bond 1 – Sport, Not for Profit, Repeat Bookings:	**$115.00**		No GST			Commercial / Other	Trust a/c
Bond 2 – 20+ People: (Unlicenced)	**$300.00**		No GST			Commercial / Other	Trust a/c
Bond 2 – 20+ People: (Licenced)	**$1,000.00**	Negotiable for Community Groups	No GST			Commercial / Other	Trust a/c
Hire of Council Tables & Chairs - Per Item	**$2.50**	per item/per day. Pick-up Only	GST			Commercial / Other	1740.110.125
Exam Supervision							
Room rate as per fees & charges (at cost)	**$62.90**		GST			Commercial / Other	1160.110.143
Property Management							
Fees & charges incurred by local authority at Cost						Commercial / Other	1160.110.143
Works quoted on a case by case basis, lump sum basis	**$71.50**	**minimum charge (on-costed hourly rate)**	GST			Commercial / Other	1160.110.143
Equipment Hire-Prebooking essential							
(Minimum weekend hire 48 hours including long weekends (Pick up Friday, return Monday - or closest)							
Marquee Bond	**$1,000.00**						
Marquee Hire	**$55.00**		GST			Commercial / Other	1740.110.125
Tables and Chairs Bond	$150.00						
Chair hire (per chair/24 hours)	$2.50		GST			Commercial / Other	1740.110.125
PA System Bond	$1,000.00						
PA System Hire	$110.00		GST			Commercial / Other	1740.110.125

RECREATION AND SPORT FACILITIES					BUDGET 2016-2017		
Details	Fee 2016-17	Description	Includes GST	Legislation	Section	Fee Type	GL#
POOL HIRE							
Pool Hire - charges on request, depending on requirements. See also HIRING OF COUNCIL FACILITIES INCLUDING HALLS, MEETING ROOMS, PARKS AND OVALS		Charges on request, depending on requirements	GST			Commercial / Other	
POOL ENTRY FEES							
Daily-							
Adult	**$4.00**					Commercial / Other	1720.110.110
Conession	**$3.00**					Commercial / Other	1720.110.110
Student	**$2.00**					Commercial / Other	1720.110.110
Monthly-							
Adult	**$35.00**					Commercial / Other	1720.110.109
Conession	**$28.00**					Commercial / Other	1720.110.109
Student	**$22.00**					Commercial / Other	1720.110.109
Annual-							
Adult	**$110.00**					Commercial / Other	1720.110.109
Conession	**$80.00**					Commercial / Other	1720.110.109
Student	**$60.00**					Commercial / Other	1720.110.109
Spectator Fee - events or non school carnivals (supervisors & children - no fee at carnivals)	**$2.00**					Commercial / Other	1720.110.110
AQUA AEROBICS							
Individual - per session (includes pool entry)	**$125.00**		GST			Commercial / Other	1720.110.106
Concession (includes pool entry)	**$5.00**		GST			Commercial / Other	1720.110.106
10 Class ticket - get one free - individual	**$54.00**		GST			Commercial / Other	1720.110.106
10 Class ticket - get one free - concession	**$45.00**		GST			Commercial / Other	1720.110.106
Groups: Charges on request depending on requirements							
LEARN TO SWIM/WATER AWARENESS PUBLIC PROGRAMS							
Programs are 9 weeks ($5.50 per 1/2 hour lesson, includes pool entry for accompanying adult)	**$54.00**	First Program (with Swimming Club Membership)	GST			Commercial / Other	1720.110.108
School based Learn to Swim pr Group programs: Charges on request dependent upon requirements							
LEARN TO SWIM/WATER AWARENESS PUBLIC PROGRAMS cont.							
Private Swim lessons (per 1/2 hour lesson, includes pool entry for accompanying adult)	**$20.00**		GST			Commercial / Other	1720.110.97

LIBRARIES					BUDGET 2016-2017		
Details	Fee 2016-17	Description	Includes GST	Legislation	Section	Fee Type	GL#
INTERNET CHARGES							
COOKTOWN - Library Members	**First hour free, then $3.00 per hour**		GST			Commercial / Other	1710.110.135
COOKTOWN - Non members/visitors	**$4.50**					Commercial / Other	1710.110.135
COOKTOWN - NEC Computer (Seniors over 50)	**Free**						
AYTON - Library Members	**Free**	per hour	GST			Commercial / Other	1713.110.135
AYTON - Visitors	**Free**	per hour	GST			Commercial / Other	1713.110.135
COEN - Library Members	**Free**	per hour	GST			Commercial / Other	1714.110.135
COEN - Visitors	**Free**	per hour	GST			Commercial / Other	1714.110.135
PHOTOCOPYING							
COOKTOWN - A4	**$0.25c per page/side Black & White; $.50c colour**		GST			Commercial / Other	1710.110.134
COOKTOWN - A3	**$0.50c per page/side Black & White; $1.00 colour**		GST			Commercial / Other	1710.110.134
AYTON - A4	**$0.25c per page/side Black & White; $.50c colour**		GST			Commercial / Other	1713.110.134
AYTON - A3	**$0.50c per page/side Black & White; $1.00 colour**		GST			Commercial / Other	1713.110.134
COEN - A4	**$0.25c per page/side Black & White; $.50c colour**		GST			Commercial / Other	1714.110.134
COEN - A3	**$0.50c per page/side Black & White; $1.00 colour**		GST			Commercial / Other	1714.110.134
Bulk photocopying (ie 100 copies or more) .15c per A4 copy with own paper or at the discretion of the library manager	**$0.15**	per sheet	GST			Commercial / Other	xxxx.110.134
Please note: photocopying on both sides of a single sheet of paper incurs a fee of .25c per side							

LIBRARIES					BUDGET 2016-2017		
Details	Fee 2016-17	Description	Includes GST	Legislation	Section	Fee Type	GL#
LAMINATING (Where Available)	***125***						
COOKTOWN - A4	**$1.00**	per sheet	GST			Commercial / Other	1710.110.130
COOKTOWN - A3	**$2.00**	per sheet	GST			Commercial / Other	1710.110.130
AYTON - A4	**$1.00**	per sheet	GST			Commercial / Other	1713.110.130
AYTON - A3	**$2.00**	per sheet	GST			Commercial / Other	1713.110.130
COEN - A4	**$1.00**	per sheet	GST			Commercial / Other	1714.110.130
COEN - A3	**$2.00**	per sheet	GST			Commercial / Other	1714.110.130
OVERDUE FEES & FINES							
COOKTOWN	**$1.50**		No GST			Commercial / Other	1710.110.130
AYTON	**$1.50**		No GST			Commercial / Other	1713.110.130
COEN	**$1.50**		No GST			Commercial / Other	1714.110.130
ACCOUNT FEE - OVERDUE ITEMS - *The first overdue notice is generated one week after the due date. This serves purely as a reminder. The second overdue notice is issued 14 Days later and incurs a fee of $1.50 per item. If a library material is not returned within 14 days, a third overdue notice is issued, with an account for replacement costs of items borrowed and the overdue fees carried forward and doubled. Accounts are also issued for items returned in a damaged, dilapidated or dirty condition.*			No GST			Commercial / Other	
LOST OR DAMAGED BOOKS							
* Adult fiction & Non Fiction	**$25.00**		No GST			Commercial / Other	xxxx.110.131
* Audio Books	**$40.00**		No GST			Commercial / Other	xxxx.110.131
* DVD's	**$20.00**		No GST			Commercial / Other	xxxx.110.131
* L.O.T.E. Books & Kits	**$45.00**		No GST			Commercial / Other	xxxx.110.131
* Junior - Fiction, Non-fiction, Picture Books	**$15.00**		No GST			Commercial / Other	xxxx.110.131
* Large Print Books	**$40.00**		No GST			Commercial / Other	xxxx.110.131

PEST MANAGEMENT - ANIMAL CONTROL					BUDGET 2016-2017		
Details	Fee 2016-17	Description	Includes GST	Legislation	Section	Fee Type	GL#
KEEPING AND CONTROL OF ANIMALS							
Application for Permit for keeping of animals	**$25.00**	per application	No GST	Local Government Act 2009	Local Law 2 (a)	Regulatory	2040.105.079
Application for new Commerial Operations Permit	**$60.00**	per application	No GST	Local Government Act 2006	Local Law 2 (a)	Regulatory	2040.105.079
Approval for new Commercial Operations Permit	**$30.00**	per application	No GST	Local Government Act 2007	Local Law 2 (a)	Regulatory	2040.105.079
Annual renewal of Commercial Operations Permit	**$60.00**	per year	No GST	Local Government Act 2008	Local Law 2 (a)	Regulatory	2040.105.079
Permit Fee for the keeping of more than the prescribed number of dogs	**$15.00**	per year	No GST	Local Government Act 2009	Local Law 2 (a)	Regulatory	2040.105.079
Permit fee for the keeping of more than two cats	**$15.00**		No GST	Local Government Act 2009	Local Law 2 (a)	Regulatory	2040.105.079
Permit fee for the keeping of one or more horse, cattle, donkey, swine or sheep	**$30.00**		No GST	Local Government Act 2009	Local Law 2 (a)	Regulatory	2040.105.079
Permit fee for the keeping of poultry in excess of twenty	**$30.00**		No GST	Local Government Act 2009	Local Law 2 (a)	Regulatory	2040.105.079
Permit fee for the keeping of any roosters or Peacocks	**$30.00**		No GST	Local Government Act 2009	Local Law 2 (a)	Regulatory	2040.105.079
DOG REGISTRATION - Annual fee per animal							
Whole Dog and bitches	**$55.00**		No GST	Local Government Act 2009	Local Law 2 (a)	Regulatory	2040.105.079
Desexed dogs and bitches	**$15.00**		No GST	Local Government Act 2009	Local Law 2 (a)	Regulatory	2040.105.079
Pensioner (holding medical entitlement card) for desexed dogs & bitches	**50% discount**		No GST	Local Government Act 2009	Local Law 2 (a)	Regulatory	2040.105.079
Registration tag fee (Full dogs kept outside a township and all full cats)	**$12.00**		No GST	Local Government Act 2009	Local Law 2 (a)	Regulatory	2040.105.079
Desexed registration tag fee (Desexed dogs kept outside a township and all desexed cats)	**$6.00**		No GST	Local Government Act 2009	Local Law 2 (a)	Regulatory	2040.105.079
Transfer of registration from external Local Government authority	**$6.00**		No GST	Local Government Act 2009	Local Law 2 (a)	Regulatory	2040.105.079
Replacement of Animal Tag	**$125.00**		No GST	Local Government Act 2009	Local Law 2 (a)	Regulatory	2040.105.080

PEST MANAGEMENT - ANIMAL CONTROL					BUDGET 2016-2017		
Details	Fee 2016-17	Description	Includes GST	Legislation	Section	Fee Type	GL#
REGULATED DOGS							
Application for permit to keep regulated dog	**$115.00**		No GST	Local Government Act 2009	Local Law 2 (a)	Regulatory	2040.105.079
UNREGISTERED DOGS							
Euthanasia of unregistered dogs	**$55.00**		No GST	Local Government Act 2009	Local Law 2 (a)	Regulatory	2040.130.220
IMPOUNDING OF ANIMALS							
Officer Callout Fee	**$95.00**		No GST	Local Government Act 2009	Local Law 2 (a)	Regulatory	2040.105.77
SEIZURE OF ANIMALS RELEASE FEE							
Dogs, cats, poultry (per animal)	**$60.00**		No GST	Local Government Act 2009	Local Law 2 (a)	Regulatory	2040.105.77
Horses, Cattle, Donkeys, Goats, Swine (per animal)	**$550.00**		No GST	Local Government Act 2009	Local Law 2 (a)	Regulatory	2040.105.77
Officer Callout Fee	**$105.00**		No GST	Local Government Act 2009	Local Law 2 (a)	Regulatory	2040.105.77
Sustenance and maintenance fee per animal per day	**$10.00**		No GST	Local Government Act 2009	Local Law 2 (a)	Regulatory	2040.105.77

PEST CONTROL - ENVIRONMENTAL HEALTH					BUDGET 2016-17		
Details	Fee 2016-17	Description	Includes GST	Legislation	Section	Fee Type	GL#
GENERAL							
Licence and approval search and report (no inspection)	**$389.00**		No GST			Commercial / Other	2050.105.86
Inspection Certificate & Disposal Facility Fee	**$67.00**		No GST			Commercial / Other	2050.105.86
All prorata rate where applicable =	**(Annual fee) divided by 10**	**per month**					
CARAVAN PARKS							
Application fees	**$65.00**	Applicable to all applications except renewal and camping permit. Approval fee to be invoiced after assessment	No GST	Local Gov't Act 2009	Local Law 1 - Schedule 14'	Regulatory	2050.110.117
New Approval to operate a caravan park	**$165.00**	per annum pro-Rata after 30-Sep	No GST	Local Gov't Act 2009	'Local Law 1 - Schedule 14'	Regulatory	2050.110.117
Renewal of Approval to operate a caravan park(application fee included)	**$200.00**	per renewal	No GST	Local Gov't Act 2009	'Local Law 1 - Schedule 14'	Regulatory	2050.110.117
Temporary approval to operate a caravan park (per week)	**$65.00**	per approval	No GST	Local Gov't Act 2009	'Local Law 1 - Schedule 14'	Regulatory	2050.110.117
Amendment to an approval to operate a caravan park	**$65.00**	per approval	No GST	Local Gov't Act 2009	'Local Law 1 - Schedule 14'	Regulatory	2050.110.117
Pre-sale inspection for caravan parks (In Cooktown)	**$135.00**	per inspection plus health search and report fee	GST			Commercial / Other	2050.110.117
Pre-sale inspection for caravan parks (outside Cooktown)	**Actual Cost**	per inspection plus health search and report fee	GST			Commercial / Other	2050.110.117

PEST CONTROL - ENVIRONMENTAL HEALTH					BUDGET 2016-17		
Details	Fee 2016-17	Description	Includes GST	Legislation	Section	Fee Type	GL#
CAMPING							
Application fees	**$65.00**	Applicable to all applications except renewal and camping permit. Approval fee to be invoiced after assessment	No GST	Local Gov't Act 2009	'Local Law 1 - Schedule 12'	Regulatory	2050.110.117
New Approval to operate a camping ground	**$165.00**	per annum pro-Rata after 30-Sep	No GST	Local Gov't Act 2009	'Local Law 1 - Schedule 12'	Regulatory	2050.110.117
Renewal of Approval to operate a camping ground(application fee included)	**$200.00**	per renewal	No GST	Local Gov't Act 2009	'Local Law 1 - Schedule 12'	Regulatory	2050.110.117
Temporary approval to operate a caravan park (per week)	**$125.00**	per approval	No GST	Local Gov't Act 2009	'Local Law 1 - Schedule 12'	Regulatory	2050.110.117
Amendment to an approval to operate a caravan park	**$65.00**	per approval	No GST	Local Gov't Act 2009	'Local Law 1 - Schedule 12'	Regulatory	2050.110.117
Temporary camping approval on Council controlled land (per person / day)	**$7.00**	per permit	No GST	Local Gov't Act 2009	'Local Law 1 - Schedule 12'	Regulatory	2050.110.117
Temporary camping approval on Council controlled land (per family / day) (2 adults and children under 14 years)	**$19.00**	per permit	No GST	Local Gov't Act 2009	'Local Law 1 - Schedule 12'	Regulatory	2050.110.117
Temporary camping Permit on Council controlled land (per person / week)	**$37.00**	per permit	No GST	Local Gov't Act 2009	'Local Law 1 - Schedule 12'	Regulatory	2050.110.117
Temporary camping approval on Council controlled land (per family / week) (2 adults and children under 14 years)	**$105.00**	per permit	No GST	Local Gov't Act 2009	'Local Law 1 - Schedule 12'	Regulatory	2050.110.117
Temporary camping approval on private land (up to 14 days and up to 8 people including children)	**$0.00**	per permit	No GST	Local Gov't Act 2009	'Local Law 1 - Schedule 12'	Regulatory	2050.110.117
RV Parking - On council land at Cooktown Racecourse - per night	**$10.00**		No GST	Local Gov't Act 2009	'Local Law 4 - Sch 2 Sec 1(d)'	Regulatory	2050.110.117
Pre-sale inspection for camping grounds (In Cooktown)	**$135.00**	per inspection plus health search and report fee	GST			Commercial / Other	2050.110.117
Pre-sale inspection for camping grounds (outside Cooktown)	**Actual Cost**	per inspection plus health search and report fee	GST			Commercial / Other	2050.110.117

PEST CONTROL - ENVIRONMENTAL HEALTH					BUDGET 2016-17		
Details	Fee 2016-17	Description	Includes GST	Legislation	Section	Fee Type	GL#
COMMERCIAL RECREATION ACTIVITY							
Application for approval to operate commercial recreation on subject land	**$35.00**	per application	No GST	Local Gov't Act 2009	Local Law 4 (a)	Regulatory	2050.105.86
Approval fee (per single occasion)	**$11.00**	per permit	No GST	Local Gov't Act 2009	Local Law 4 (a)	Regulatory	2050.105.86
Permit fee (annually)	**$165.00**	per annum pro-Rata after 30-Sep	No GST	Local Gov't Act 2009	Local Law 4 (a)	Regulatory	2050.105.86
Renewal of Permit fee (annually)	**$158.00**	per Renewal	No GST	Local Gov't Act 2009	Local Law 4 (a)	Regulatory	2050.105.86
Pre-sale inspection (In Cooktown)	**$131.00**	per inspection plus health search and report fee	GST			Commercial / Other	2050.110.128
Pre-sale inspections outside Cooktown	**Actual Cost**	per inspection plus health search and report fee	GST			Commercial / Other	2050.110.128
CONTROL OF NUISANCES							
Application for permit to contravene nuisance Local Law	**$35.00**	per application	No GST	Local Gov't Act 2009	Local Law 5 (a)	Regulatory	2060.105.66
Permit fee (per day)	**$15.00**	per permit per day	No GST	Local Gov't Act 2009	Local Law 5 (a)	Regulatory	2060.105.66
Hourly rate for the execution of remedial works	**$89.00**	per hour	GST	Local Gov't Act 2009	Local Law 5 (a)	Regulatory	2060.105.66
Administrative on-cost charge of contractor's fee for Slashing/clearing	**18%**	per allotment	No GST	Local Gov't Act 2009	Local Law 5 (a)	Regulatory	2060.105.66
TEMPORARY ENTERTAINMENT EVENTS							
Application fee for approval to operate an entertainment event	**$65.00**	Applicable to all applications except renewal. Approval fee to be invoiced after assessment	No GST	Local Gov't Act 2009	Local Law 1 - Schedule 18	Regulatory	2050.105.86
Approval fee for entertainment event (one off)	**$200.00**		No GST	Local Gov't Act 2009	Local Law 1 - Schedule 18	Regulatory	2050.105.86
Approval fee for entertainment event (annually)	**$330.00**	per annum pro-Rata after 30-Sep	No GST	Local Gov't Act 2009	Local Law 1 - Schedule 18	Regulatory	2050.105.86

PEST CONTROL - ENVIRONMENTAL HEALTH					BUDGET 2016-17		
Details	Fee 2016-17	Description	Includes GST	Legislation	Section	Fee Type	GL#
FOOD BUSINESS LICENCE IN PERMANENT PREMISES							
Application fees	**$65.00**	Applicable to all Food Biz Lic/Amendement applications except renewal. Approval fee invoiced after assessment	No GST	Food Act 2006	52(1) (a)	Regulatory	2050.105.68
New licence (Annual)	**$270.00**	per annum pro-Rata after 30-Jan	No GST	Food Act 2006	52(1) (a)	Regulatory	2050.105.68
Application fee for licence restoration (applicable when licence has expired)	**$215.00**	per annum pro-Rata after 30-Jan	No GST	Food Act 2006		Regulatory	2050.105.68
Licence renewal -applicable for valid licence only (application fee included)	**$190.00**	per renewal	No GST	Food Act 2006		Regulatory	2050.105.68
License amendment (licensee change)	**$90.00**	per approval	No GST	Food Act 2006		Regulatory	2050.105.68
License Amendment (premises change)	**$190.00**	per approval	No GST	Food Act 2006		Regulatory	2050.105.68
Accreditation of Food Safety Program	**$370.00**	per approval	No GST	Food Act 2006		Regulatory	2050.105.68
Request for 2nd party audit	**$525.00**	per approval	No GST	Food Act 2006		Regulatory	2050.105.68
Amendment of Food Safety Program (minor)	**$0.00**	per approval	No GST	Food Act 2006		Regulatory	2050.105.68
Amendment of Food Safety Program (major)	**$170.00**	per approval	No GST	Food Act 2006		Regulatory	2050.105.68
Pre-sale inspection for food premises (In Cooktown)	**$200.00**	per inspection plus health search and report fee	GST			Commercial / Other	2050.105.68
Pre-sale inspection for food premises (outside Cooktown)	**Actual Cost**	per inspection plus health search and report fee	GST			Commercial / Other	2050.105.68
FOOD BUSINESS LICENCE FOR FOOD STALL (TEMPORARY STRUCTURE -including MARKET STALL and EVENTS)							
APPLICATION Fee (No application fee charged when lodged simulaneously AND linked with a Food Business Licence for Permanent or Mobile Premises)	**$65.00**	Applicable to all applications except renewal. Approval fee to be invoiced after assessment	No GST	Food Act 2006		Regulatory	2050.105.68
ONE OFF Licence for one-off events (1 wk max)	**$0.00**	per event	No GST	Food Act 2006	52 (1) (a)	Regulatory	2050.105.68
NEW Licence (No fee applies for first licence linked to a Food Business Licence for Permamnent or Mobile Premises)	**$30.00**	per annum	No GST	Food Act 2006		Regulatory	2050.105.68
RENEWAL Licence (No fee applies for first licence linked to a Food Business Licence for Permamnent or Mobile Premises)	**$65.00**	per annum	No GST	Food Act 2006		Regulatory	2050.105.68
Charitable or not for profit organisations can request Council (in writing) for fees to be waived							
NB: A mobile food business is considered as a permanent food business (cf "Food Business Licence in Permanent							

PEST CONTROL - ENVIRONMENTAL HEALTH					BUDGET 2016-17		
Details	Fee 2016-17	Description	Includes GST	Legislation	Section	Fee Type	GL#
FORESHORES							
Application fee for approval to allow animal on foreshore	**$16.00**	per application	No GST	Local Gov't Act 2009	Local Law 1	Regulatory	2050.105.86
Approval fee to allow animal on foreshore	**$16.00**	per approval	No GST	Local Gov't Act 2009	Local Law 1	Regulatory	2050.105.86
Application fee for approval to drive vehicle on foreshore	**$16.00**	per application	No GST	Local Gov't Act 2009	Local Law 1	Regulatory	2050.105.86
Approval fee to drive vehicle on foreshore	**$16.00**	per approval	No GST	Local Gov't Act 2009	Local Law 1	Regulatory	2050.105.86
Approval fee to drive vehicle on foreshore (12 Months)	**$74.00**	per approval	No GST	Local Gov't Act 2009	Local Law 1	Regulatory	2050.105.86
HIGH RISK PERSONAL APPEARANCES (TATTOO, BODY PIERCING)							
Application Fee	**$65.00**	Applicable to all applications except renewal. Approval fee to be invoiced after assessment	No GST	Public Health (Infection Control for Personal Appearance Services) Act 2003	s30 (a)	Regulatory	2050.105.86
New registration	**$220.00**	per annum	No GST	Public Health (Infection Control for Personal Appearance Services) Act 2003	s30 (a)	Regulatory	2050.105.86
Renewal of Licence (application fee included)	**$170.00**	per renewal	No GST	Public Health (Infection Control for Personal Appearance Services) Act 2003	s44 (a)	Regulatory	2050.105.86
Transfer of registration	**$65.00**	per approval	No GST	Public Health (Infection Control for Personal Appearance Services) Act 2003	s44 (a)	Regulatory	2050.105.86
Pre-sale inspection (In Cooktown)	**$150.00**	per inspection plus health search and report fee	GST			Commercial / Other	2050.105.86
Pre-sale inspection (outside Cooktown)	**Actual Cost**	per inspection plus health search and report fee	GST			Commercial / Other	2050.105.86

PEST CONTROL - ENVIRONMENTAL HEALTH					BUDGET 2016-17		
Details	Fee 2016-17	Description	Includes GST	Legislation	Section	Fee Type	GL#
COMMERCIAL USE OF LOCAL GOVERNMENT CONTROLLED AREAS AND ROADS (including MARKET STALL)							
Approval fee to use local government controlled areas - Market Stall or other activities that do not require power (one day)	**$15.00**	per approval	No GST	Local Gov't Act 2009	Local Law 1-Schedule 8	Regulatory	2050.110.118
Approval fee to use local government controlled areas - Market Stall or other activities that require the use of power (one day)	**$25.00**	per approval	No GST	Local Gov't Act 2009	Local Law 1-Schedule 8	Regulatory	2050.110.118
Approval fee (NEW permit) to use local government controlled areas (Market Stall or other activities that do not require the use of power) Cook Shire Residents - annually	**$70.00**	per annum half price after 1 Jan	No GST	Local Gov't Act 2009	Local Law 1-Schedule 8	Regulatory	2050.110.118
Approval fee (NEW permit) to use local government controlled areas (Market Stall or other activities that require the use of power) Cook Shire Residents - annually	**$150.00**	per annum half price after 1 Jan	No GST	Local Gov't Act 2009	Local Law 1-Schedule 8	Regulatory	2050.110.118
Approval fee (NEW permit) to use local government areas (Market Stall or other activities that do not requrie the use of power) Non Cook Shire Residents - annually	**$180.00**	per annum half price after 1 Jan	No GST	Local Gov't Act 2009	Local Law 1-Schedule 8	Regulatory	2050.110.118
Approval fee (NEW permit) to use local government areas (Market Stall or other activities that require the use of power) Non Cook Shire Residents - annually	**$260.00**	per annum half price after 1 Jan	No GST	Local Gov't Act 2009	Local Law 1-Schedule 8	Regulatory	2050.110.118
Approval fee (RENEWAL) to use local government controlled areas (Market Stall or other activities that do not require the use of power) Cook Shire Residents - annually	**$50.00**	per annum	No GST	Local Gov't Act 2009	Local Law 1-Schedule 8	Regulatory	2050.110.118
Approval fee (RENEWAL) to use local government controlled areas (Market Stall or other activities that require the use of power) Cook Shire Residents - annually	**$50.00**	per annum	No GST	Local Gov't Act 2009	Local Law 1-Schedule 8	Regulatory	2050.110.118
Approval fee (RENEWAL) to use local government controlled areas (Market Stall or other activities that do not require the use of power) Non Cook Shire Residents - annually	**$150.00**	per annum	No GST	Local Gov't Act 2009	Local Law 1-Schedule 8	Regulatory	2050.110.118

PEST CONTROL - ENVIRONMENTAL HEALTH					BUDGET 2016-17		
Details	Fee 2016-17	Description	Includes GST	Legislation	Section	Fee Type	GL#
Approval fee (RENEWAL) to use local government controlled areas (Market Stall or other activities that require the use of power) Non Cook Shire Residents - annually	**$230.00**	per annum	No GST	Local Gov't Act 2009	Local Law 1-Schedule 8	Regulatory	2050.110.118
Application fee for rights of occupation and use of local government controlled areas	**$35.00**	Applicable to all applications. Approval fee to be invoiced after assessment	No GST	Local Gov't Act 2009	Local Law 1-Schedule 8	Regulatory	2050.105.86
Approval fee for rights of occupation and use of local government controlled areas without power (temporary -	**$10.00**	per day	No GST	Local Gov't Act 2009	Local Law 1-Schedule 8	Regulatory	2050.105.86
Approval fee for rights of occupation and use of local government controlled areas with power (temporary - first 100m2 first day)	**$20.00**	per day	No GST	Local Gov't Act 2009	Local Law 1-Schedule 8	Regulatory	2050.105.86
Approval fee for rights of occupation and use of local government controlled areas without power (temporary - over 100m2)	**$20.00**	per 100m2/wk or part there of	No GST	Local Gov't Act 2009	Local Law 1-Schedule 8	Regulatory	2050.105.86
Approval fee for rights of occupation and use of local government controlled areas with power(temporary - over 100m2)	**$30.00**	per 100m2/wk or part there of	No GST	Local Gov't Act 2009	Local Law 1-Schedule 8	Regulatory	2050.105.86
Approval fee for rights of occupation and use of local government controlled areas	**$2,600.00**	per annum	No GST	Local Gov't Act 2009	Local Law 1-Schedule 8	Regulatory	2050.105.86
Charitable or not for profit organisations can request Council (in writing) for fees to be waived							

PEST CONTROL - ENVIRONMENTAL HEALTH					BUDGET 2016-17		
Details	Fee 2016-17	Description	Includes GST	Legislation	Section	Fee Type	GL#
SHARED FACILITY ACCOMMODATION							
Application Fee	**$65.00**	Applicable to all applications except renewal. Approval fee to be invoiced after assessment	No GST	Local Gov't Act 2009	Local Law 1 - Schedule 17	Regulatory	2050.105.78
Shared Facility Accommodation (No shared cooking facility - less than 10 rooms)	**$35.00**	per annum	No GST	Local Gov't Act 2009	Local Law 1 - Schedule 17	Regulatory	2050.105.78
Shared Facility Accommodation (No shared cooking facility - more than 10 rooms)	**$70.00**	per annum	No GST	Local Gov't Act 2009	Local Law 1 - Schedule 17	Regulatory	2050.105.78
Shared Facility Accommodation (including shared cooking facility - less than 10 rooms) Not applicable if Kitchen is licenced under the Food Act	**$113.00**	per annum	No GST	Local Gov't Act 2009	Local Law 1 - Schedule 17	Regulatory	2050.105.78
Shared Facility Accommodation (Included shared cooking facility - more than 10 rooms) Not applicable if Kitchen is licenced under the Food Act	**$145.00**	per annum	No GST	Local Gov't Act 2009	Local Law 1 - Schedule 17	Regulatory	2050.105.78
RENEWAL - Shared Facility Accommodation (No shared cooking facility - less than 10 rooms) (application fee included)	**$55.00**	per renewal	No GST	Local Gov't Act 2009	Local Law 1 - Schedule 17	Regulatory	2050.105.78
RENEWAL - Shared Facility Accommodation (No shared cooking facility - more than 10 rooms) (application fee included)	**$82.00**	per renewal	No GST	Local Gov't Act 2009	Local Law 1 - Schedule 17	Regulatory	2050.105.78
RENEWAL - Shared Facility Accommodation (including shared cooking facility - less than 10 rooms) Not applicable if Kitchen is licenced under the Food Act (application fee included)	**$126.00**	per renewal	No GST	Local Gov't Act 2009	Local Law 1 - Schedule 17	Regulatory	2050.105.78
RENEWAL - Shared Facility Accommodation (included shared cooking facility - more than 10 rooms) Not applicable if Kitchen is licenced under the Food Act (application fee included)	**$152.00**	per renewal	No GST	Local Gov't Act 2009	Local Law 1 - Schedule 17	Regulatory	2050.105.78
Pre-sale inspection (In Cooktown)	**$137.00**	per inspection plus health search and report fee	GST			Regulatory	2050.105.78
Pre-sale inspections outside Cooktown	**Actual Cost**	per inspection plus health search and report fee	GST			Regulatory	2050.105.78

PEST CONTROL - ENVIRONMENTAL HEALTH					BUDGET 2016-17		
Details	Fee 2016-17	Description	Includes GST	Legislation	Section	Fee Type	GL#
COMMERCIAL USE OF LOCAL GOVERNMENT CONTROLLED ROADS							
Application fee for approval to solicit or carry on a business on a road (Roadside vending and Outdoor dining)	**$35.00**	Applicable to all applications except renewal. Approval fee to be invoiced after assessment	No GST	Local Gov't Act 2009	Local Law 1 - Schedule 8	Regulatory	2050.105.121
Approval fee to solicit or carry on business on a road or footpath (one day)	**$0.00**	per application	No GST	Local Gov't Act 2009	Local Law 1 - Schedule 8	Regulatory	2050.105.121
Approval fee to solicit or carry on business on a road or footpath without power (temporary - 2nd day and subsequent)	**$10.00**	per day	No GST	Local Gov't Act 2009	Local Law 1 - Schedule 8	Regulatory	2050.105.121
Approval fee to solicit or carry on business on a road or footpath with power (temporary - 2nd day and subsequent)	**$20.00**	per day	No GST	Local Gov't Act 2009	Local Law 1 - Schedule 8	Regulatory	2050.105.121
Approval fee to solicit or carry on a business on a road or footpath without power - annually (new permit)	**$145.00**	per annum	No GST	Local Gov't Act 2009	Local Law 1 - Schedule 8	Regulatory	2050.105.121
Approval fee to solicit or carry on a business on a road or footpath with power - annually (new permit)	**$225.00**	per annum	No GST	Local Gov't Act 2009	Local Law 1 - Schedule 8	Regulatory	2050.105.121
Approval fee to solicit or carry on a business on a road at Saturday markets only without power - annually (new permit)	**$70.00**	per annum half price after 1 Jan	No GST	Local Gov't Act 2009	Local Law 1 - Schedule 8	Regulatory	2050.105.121
Approval fee to solicit or carry on a business on a road at Saturday markets only with power- annually (new permit)	**$150.00**	per annum half price after 1 Jan	No GST	Local Gov't Act 2009	Local Law 1 - Schedule 8	Regulatory	2050.105.121
Approval fee to solicit or carry on a business on a road or footpath without power -annually (renewal - application fee included)	**$145.00**	per annum	No GST	Local Gov't Act 2009	Local Law 1 - Schedule 8	Regulatory	2050.105.121
Approval fee to solicit or carry on a business on a road or footpath with power -annually (renewal - application fee included)	**$225.00**	per annum	No GST	Local Gov't Act 2009	Local Law 1 - Schedule 8	Regulatory	2050.105.121
Approval fee to solicit or carry on a business on a road at Saturday markets only without power -annually (renewal - application fee included)	**$50.00**	per annum	No GST	Local Gov't Act 2009	Local Law 1 - Schedule 8	Regulatory	2050.105.121
Approval fee to solicit or carry on a business on a road at Saturday markets only with power -annually (renewal - application fee included)	**$150.00**	per annum	No GST	Local Gov't Act 2009	Local Law 1 - Schedule 8	Regulatory	2050.105.121
Transfer of licence fee	**$68.00**	per transfer	No GST	Local Gov't Act 2009	Local Law 1 - Schedule 8	Regulatory	2050.105.121

PEST CONTROL - ENVIRONMENTAL HEALTH					BUDGET 2016-17		
Details	Fee 2016-17	Description	Includes GST	Legislation	Section	Fee Type	GL#
COMMERCIAL USE OF JETTIES (Local Law 10)							
Application fee for licence to solicit or carry on a business on a Council's owned jetty	**$32.00**	Applicable to all applications except renewal. Approval fee to be invoiced after assessment	No GST	Local Gov't Act 2009	Local Law 1	Regulatory	2050.110.143
Licence fee to solicit or carry on a business on a Council's owned jetty (temporary - first day)	**$0.00**	per application					2050.110.143
Licence fee to solicit or carry on a business on a Council's owned jetty (temporary - 2nd day and subsequent)	**$11.00**	per day					2050.110.143
Licence fee to solicit or carry on a business on a Council's owned jetty - annually (new permit)	**$142.00**	per annum	No GST	Local Gov't Act 2009	Local Law 1	Regulatory	2050.110.143
Licence fee to solicit or carry on a business on a Council's owned jetty - annually (renewal - application fee included)	**$145.00**	per annum	No GST	Local Gov't Act 2009	Local Law 1	Regulatory	2050.110.143
Transfer of licence fee	**$68.00**	per transfer	No GST	Local Gov't Act 2009	Local Law 1	Regulatory	2050.110.143
CONTROL OF ADVERTISEMENT - SIGNAGE							
Application Fee	**$32.00**	Applicable to all applications except renewal. Approval fee to be invoiced after assessment	No GST	Local Gov't Act 2009	Local Law 1 - Schedule 10	Regulatory	2050.105.65
New approvals (portable and/or removable advertising sign)	**$53.00**	per annum pro-Rata after 30-Sep	No GST	Local Gov't Act 2009	Local Law 1 - Schedule 10	Regulatory	2050.105.65
New approvals (other advertising signs)	**$113.00**	per annum pro-Rata after 30-Sep	No GST	Local Gov't Act 2009	Local Law 1 - Schedule 10	Regulatory	2050.105.65
Renewal of Approval (application fee included)	**$47.00**	per renewal	No GST	Local Gov't Act 2009	Local Law 1 - Schedule 10	Regulatory	2050.105.65
TEMPORARY HOMES							
Application for permit to occupy a temporary home	**$32.00**	per application	No GST	Local Gov't Act 2009	Local Law 1 - Schedule 9	Regulatory	2050.105.86
Permit fee for up to 12 months	**$142.00**	per permit	No GST	Local Gov't Act 2009	Local Law 1 - Schedule 9	Regulatory	2050.105.86

PEST CONTROL - ENVIRONMENTAL HEALTH					BUDGET 2016-17		
Details	Fee 2016-17	Description	Includes GST	Legislation	Section	Fee Type	GL#
UNDERTAKING REGULATED ACTIVITIES ON LOCAL GOVERNMENT CONTROLLED AREAS AND ROADS							
Application fee for approval to undertake public place activities on local government controlled areas and roads	**$35.00**	per application	No GST	Local Gov't Act 2009	Local Law 1 - Schedule 23	Regulatory	NEW
Approval fee to undertake public place activities on local government controlled areas and roads (one day)	**$0.00**	per application	No GST	Local Gov't Act 2009	Local Law 1 - Schedule 23	Regulatory	NEW
New approval fee to undertake public place activities on local government controlled areas and roads (2nd and subsequent days)	**$10.00**	per day	No GST	Local Gov't Act 2009	Local Law 1 - Schedule 23	Regulatory	NEW
Application fee for approval to undertake film and television activities on local government controlled areas and roads	**$35.00**	per application	No GST	Local Gov't Act 2009	Local Law 1 - Schedule 24	Regulatory	NEW
Approval fee to undertake film and television activities on local government controlled areas and roads	**$10.00**	per day	No GST	Local Gov't Act 2009	Local Law 1 - Schedule 24	Regulatory	NEW
Approval fee to undertake film and television activities on local government controlled areas and roads	**$30.00**	per week	No GST	Local Gov't Act 2009	Local Law 1 - Schedule 24	Regulatory	NEW
Charitable or not for profit organisations can request Council (in writing) for fees to be waived							

WASTE MANAGEMENT					BUDGET 2016-2017		
Details	**Fee 2016-17**	**Description**	**Includes GST**	**Legislation**	**Section**	**Fee Type**	**GL#**
All Transfer Stations have the same charge rates							
Mixed Construction and Demolition Waste at Ayton and Lakeland Waste Transfer Stations are accepted upon prior arrangements ONLY. Asbestos Waste is not accepted at Ayton and Lakeland Waste Transfer Stations.							
DOMESTIC WASTE							
Mixed Waste							
Uncompacted Mixed Waste per m³	**$56.00**	per m³ - fees based on volumetric capacity of the vehicle or operator's estimate	GST			Domestic	1420.110.137
<60L rubbish bag	**$3.00**	each	GST			Domestic	1420.110.137
120L wheelie bin	**$7.00**	each	GST			Domestic	1420.110.137
240L wheelie bin	**$14.00**	each	GST			Domestic	1420.110.137
Car, 4WD	**$28.00**	~0.5m³	GST			Domestic	1420.110.137
Small trailer, ute , van	**$56.00**	~1m³	GST			Domestic	1420.110.137
Bed Mattresses	**FREE**	each	GST			Domestic	
Household Hazardous Waste							
Paint and oil (<20 litres)	**Free**	litre	GST			Domestic	
Solvents, bleach and detergents (<20 litres)	**Free**	litre	GST			Domestic	
Lead acid batteries	**Free**	each	GST			Domestic	
Pesticides (<5 litres)	**Free**	litre	GST			Domestic	
Oil Filter	**$2.00**	each	GST			Domestic	1420.110.137
Gas bottles	**$125.00**	each	GST			Domestic	

WASTE MANAGEMENT					BUDGET 2016-2017		
Details	**Fee 2016-17**	**Description**	**Includes GST**	**Legislation**	**Section**	**Fee Type**	**GL#**
COMMERCIAL WASTE							
Mixed Commercial and Industrial Waste							
Uncompacted Mixed Waste m³	**$56.00**	per m3 - fees based on volumetric capacity of the vehicle or operator's estimate	GST			Commercial	1420.110.137
Large trailer, small trailer with hungry board, ute with small trainer, light truck	**$112.00**	~2m³	GST			Commercial	1420.110.137
Ute with large trailer	**$168.00**	~3m³	GST			Commercial	1420.110.137
10m³ Skip Bin	**$560.00**	~10m³	GST			Commercial	1420.110.137
Side tipper truck	**$1,008.00**	~18m³	GST			Commercial	1420.110.137
Regulated Waste							
Regulated Waste must be accompanied by Waste Tracking Certificate (exemptions apply). ***Grease Trap Waste is accepted on the first Wednesday of each month.***							
Waste Tracking Certificate	**$5.00**	each	GST			Commercial	1420.110.143
Waste oil (>20 litres)	**$360.00**	per m³	GST			Commercial	1420.110.137
Cooking Oil (>20 litres)	**$231.00**	per m³	GST			Commercial	1420.110.137
Lead acid batteries	**Free**	each	GST			Commercial	
Asbestos (packed in accordance with OH&S guidelines)*	**$244.00**	per m3	GST			Commercial	1420.110.137
Asbestos bag 0.2mm	**$5.00**	each	GST			Commercial	1420.110.143
Power Poles	**$8.00**	per lineal m	GST			Commercial	1420.110.137
Oil Filters (205L drum)	**$171.00**	each	GST			Commercial	1420.110.137
Oil Filter (crushed or loose)	**$2.00**	each	GST			Commercial	1420.110.137
Oily Rags (205L drum)	**$171.00**	each	GST			Commercial	1420.110.137
Oily Rags (25L drum)	**$21.00**	each	GST			Commercial	1420.110.137
Oily Rags (20L drum)	**$17.00**	each	GST			Commercial	1420.110.137
Disposal of Grease Trap Waste	**$360.00**	per m³	GST			Commercial	1420.110.137
*Disposal of asbestos or asbestos containing waste which is not packaged in accordance with *Public Health Regulation 2005* will incur additional fees.							

WASTE MANAGEMENT					BUDGET 2016-2017		
Details	**Fee 2016-17**	**Description**	**Includes GST**	**Legislation**	**Section**	**Fee Type**	**GL#**
FOLLOWING FEES APPLY TO EVERYONE							
Construction & Demolition Waste (C&D Waste)							
Mixed C&D Waste	**$56.00**	per m3 - fees based on volumetric capacity of the vehicle or operator's estimate	GST			Commercial/ Other	1420.110.137
Treated timber	**$56.00**		GST			Commercial/ Other	1420.110.137
Concrete, rocks and soil	**$20.00**		GST			Commercial/ Other	1420.110.137
Recyclable Materials							
CAR BODIES (must have fluids and tyres removed)	**Free**	each	GST			Commercial/ Other	
SCRAP METAL	**Free**	per m³	GST			Commercial/ Other	
Fridge and freezers	**Free**	each	GST			Commercial/ Other	
Other white goods	**Free**	each	GST			Commercial/ Other	
E-Waste (TV, Computer and Accessories)	**Free**	each	GST			Commercial/ Other	
Glass & Plastic Containers	**Free**	per m³	GST			Commercial/ Other	
Tin Cans	**Free**	per m³	GST			Commercial/ Other	
Aluminium can	**Free**	per m³	GST			Commercial/ Other	
General Purpose Batteries	**Free**	litre	GST			Commercial/ Other	
Mobile phones and Accessories	**Free**	each	GST			Commercial/ Other	
Printer Cartridges	**Free**	each	GST			Commercial/ Other	
Green Waste, Cardboard & Untreated Timber							
Green waste	**Free**	per m3 - fees based on volumetric capacity of the vehicle or operator's estimate	GST			Commercial/ Other	1420.110.137
Cardboard (all plastic removed)	**Free**		GST			Commercial/ Other	1420.110.137
Untreated timber	**Free**		GST			Commercial/ Other	1420.110.137

WASTE MANAGEMENT					BUDGET 2016-2017		
Details	Fee 2016-17	Description	Includes GST	Legislation	Section	Fee Type	GL#
Dead Animals							
Medium and large animals by prior arrangement ONLY. Please contact Animal Control Officer for disposal bags if disposing of small or medium animals.							
Small animal	**$13.00**	cat, small dog, possum	GST			Commercial/ Other	1420.110.137
Medium Animal	**$24.00**	wallaby, large dog	GST			Commercial/ Other	1420.110.137
Large animal	**$84.00**	pig, calf, cow, horse	GST			Commercial/ Other	1420.110.137
Tyres							
Passenger Cars (without rim)	**$5.50**	each	GST			Commercial / Other	1420.110.255
Passenger Cars (with rim)	**$11.00**	each	GST			Commercial / Other	1420.110.255
Light Truck & 4WD (without rim)	**$11.00**	each	GST			Commercial / Other	1420.110.255
Light Truck & 4WD (with rim)	**$22.00**	each	GST			Commercial / Other	1420.110.255
Truck (without rim)	**$22.00**	each	GST			Commercial / Other	1420.110.255
Truck (with rim)	**$44.00**	each	GST			Commercial / Other	1420.110.255
Earth Movers – tyre diameter <1.5m	**$85.00**	each	GST			Commercial / Other	1420.110.255
Earth Movers – tyre diameter <2m	**$110.00**	each	GST			Commercial / Other	1420.110.255
Earth Movers – tyre diameter <2.4m	**$135.00**	each	GST			Commercial / Other	1420.110.255

WASTE MANAGEMENT					BUDGET 2016-2017		
Details	**Fee 2016-17**	**Description**	**Includes GST**	**Legislation**	**Section**	**Fee Type**	**GL#**
Items for Sale							
Bin Hitch	**$25.00**	each				Commercial / Other	1410.130.146
44 Gallon Drum	**$25.00**	each				Commercial / Other	1420.110.146
IBC (1 cubic metre container)	**$90.00**	each				Commercial / Other	1420.110.146
Mulch (greenwaste + cardboard)	**FREE**	per m³				Commercial / Other	1410.130.247
Begasse (sugar cane mulch)	**$5.00**	per m³				Commercial / Other	1410.130.247
Onsite Loading Fee (Mulch/ Bagasse)	**$5.00**	per m³				Commercial / Other	1410.130.247
Mulch/ Bagasse Delivery (Cooktown, Lakeland, Ayton, Rossville & Helenvale Only) Up tp 20m3 per trip	**$90.00**	per trip + mulch cost				Commercial / Other	1410.130.247
120L Wheelie bin	**$65.00**	each				Commercial / Other	1410.130.139
240L Wheelie bin	**$80.00**	each				Commercial / Other	1410.130.139
Wheelie Bin Axle (Spare Part)	**$10.00**	each				Commercial / Other	1410.130.139
Wheelie Bin Lid (Spare Part)	**$15.00**	each				Commercial / Other	1410.130.139
Wheelie Bin Wheel (Spare Part)	**$10.00**	each				Commercial / Other	1410.130.139
Wheelie Bin Lid Pin (Spare Part)	**$2.00**	each				Commercial / Other	1410.130.139
Scrap vehicles	**$70.00**	each				Commercial / Other	1410.130.99
Compost Bin	**$40.00**	each				Commercial / Other	1410.130.139
Bokashi Bin	**$60.00**	each				Commercial / Other	1410.130.140
Worm Farm	**$60.00**	each				Commercial / Other	1410.130.139

AREA PLANNING						BUDGET 2016-17		
Details	Fee 2016-17	Description	Fee 14-15	Includes GST	Legislation	Section	Fee Type	GL#
IMPACT ASSESSMENT	***125***							
Purpose Categories								
Category A	**$630.00**		**$520.00**	No GST	Sustainable Planning Act 09	260(1)(d)(i)	Regulatory	2010.105.62
Category B	**$1,150.00**		**$988.00**	No GST	Sustainable Planning Act 09	260(1)(d)(i)	Regulatory	2010.105.62
Category C	**$2,070.00**		**$1,768.00**	No GST	Sustainable Planning Act 09	260(1)(d)(i)	Regulatory	2010.105.62
Category D	**$3,680.00**		**$3,120.00**	No GST	Sustainable Planning Act 09	260(1)(d)(i)	Regulatory	2010.105.62
Caravan Park	**Add $80 per cabin to base fee**		**Add $65 per cabin to base fee**	No GST	Sustainable Planning Act 09	260(1)(d)(i)	Regulatory	2010.105.62
Community Facilities (Accommodation)	**Add $132 per accommodation unit to base fee**		**Add $115 per accommodation unit to base fee**	No GST	Sustainable Planning Act 09	260(1)(d)(i)	Regulatory	2010.105.62
Hotel	**Add $132 per accommodation unit to base fee**		**Add $115 per accommodation unit to base fee**	No GST	Sustainable Planning Act 09	260(1)(d)(i)	Regulatory	2010.105.62
Multiple Residential	**Add $345 per dwelling unit to base fee**		**Add $285 per dwelling unit to base fee**	No GST	Sustainable Planning Act 09	260(1)(d)(i)	Regulatory	2010.105.62
Other Residential	**Add $132 per dwelling unit/ room to base fee**		**Add $115 per dwelling unit/ room to base fee**	No GST	Sustainable Planning Act 09	260(1)(d)(i)	Regulatory	2010.105.62
Remote workers accommodation	**Add $132 per dwelling unit/ room to base fee**		**Add $115 per dwelling unit/ room to base fee**	No GST	Sustainable Planning Act 09	260(1)(d)(i)	Regulatory	2010.105.62
Retirement Village	**Add $132 per dwelling unit/ room to base fee**		**Add $65 per dwelling unit/ room to base fee**	No GST	Sustainable Planning Act 09	260(1)(d)(i)	Regulatory	2010.105.62
Tourist Accommodation	**Add $132 per accommodation unit/ room to base fee**		**Add $115 per accommodation unit/ room to base fee**	No GST	Sustainable Planning Act 09	260(1)(d)(i)	Regulatory	2010.105.62
Tourist Facility	**Add $132 per accommodation unit/ room to base fee**		**Add $105 per accommodation unit/ room to base fee**	No GST	Sustainable Planning Act 09	260(1)(d)(i)	Regulatory	2010.105.62

AREA PLANNING						BUDGET 2016-17		
Details	Fee 2016-17	Description	Fee 14-15	Includes GST	Legislation	Section	Fee Type	GL#
PURPOSE CATEGORIES								
Category A - Minor								
Agriculture, Caretaker's Residence, Forestry, Home Business, House, Park Facilities, Relative's Accommodation, Roadside Stall								
Category B - Low Impact								
Advertising Device, Animal Keeping, Bed & Breakfast, Car Park, Dual Occupancy, Host Farm, Local Shop, Office, Remote Worker's Accommodation, Telecommunication Facility								
Category C - Moderate Impact								
Aquaculture (Minor), Caravan Park, Childcare Centre, Community Facilities, Educational Establishment, Equipment & Vehicle Depot, Indoor Recreation, Medical Centre, Minor Public Utility, Multiple Residential, Other Residential, Outdoor Recreation, Outdoor Sales Premises, Public Utilities, Restaurant, Rural Service Industry, Shop, Storage Facility, Tourist Accommodation, Warehouse, Vehicle Workshop								
Category D - High Impact								
Cemetery, Extractive Industry, Freight Depot, Hazardous, Noxious or Offensive Industry, Hospital, Hotel, Industry, Institution, Intensive Animal Keeping, Retirement Village, Service Station, Tourist Facility, Waste Facility, Veterinary Facility								
Application For PRELIMINARY APPROVAL								
Preliminary approval to override planning scheme	**$6,000**	per application		No GST	Sustainable Planning Act 09	260(1)(d)(i)	Regulatory	2010.105.62
Preliminary approval - other	**100% of fee for application for full development permit**	per application		No GST	Sustainable Planning Act 09	260(1)(d)(i)	Regulatory	2010.105.62
Any large scale development as determined by the C.E.O	**$3,000 Added to relevant fee**	Added to the relevant fee	**$3,000 Added to relevant fee**	No GST	Sustainable Planning Act 09	260(1)(d)(i)	Regulatory	2010.105.62
Undefined use	**Determined by CEO**	Fee to be the same as the application fee for the use deemed most similar by the CEO	**Determined by CEO**	No GST	Sustainable Planning Act 09	260(1)(d)(i)	Regulatory	2010.105.62
Application for Building Work assessable against the Planning Scheme	**$500 per application**		**$200.00 per application**	GST			Commercial / Other	2010.105.64
RECONFIGURING A LOT								
Boundary Realignment, Access Easement, Lease agreements > 10 yrs, Strata Title	**$345.00**		**$300.00**	No GST	Sustainable Planning Act 09	260(1)(d)(i)	Regulatory	2010.105.62
Reconfiguring a Lot (all other categories) per lot created	**$345.00**	per lot	**$300.00**	No GST	Sustainable Planning Act 09	260(1)(d)(i)	Regulatory	2010.105.62
Reconfiguration - 11 to 25 lots created	**$345 per lot + $3000**		**$300 per lot + $3000**	No GST	Sustainable Planning Act 09	260(1)(d)(i)	Regulatory	2010.105.62
Reconfiguration - 26 to 50 lots created	**$345 per lot + $5,600**		**$300 per lot + $5,600**	No GST	Sustainable Planning Act 09	260(1)(d)(i)	Regulatory	2010.105.62
Reconfiguration - 51 to 100 lots created	**$345 per lot + $8,400**		**$300 per lot + $8,400**	No GST	Sustainable Planning Act 09	260(1)(d)(i)	Regulatory	2010.105.62
Reconfiguration - 101 and greater lots created	**$345 per lot+ $11,200**		**$300 per lot+ $11,200**	No GST	Sustainable Planning Act 09	260(1)(d)(i)	Regulatory	2010.105.62
Where opening of a new road is involved per 100 meters of road (or part thereof) additional	**$70.00**	per 100m or part thereof	**$57.75**	No GST	Sustainable Planning Act 09	260(1)(d)(i)	Regulatory	2010.105.62

AREA PLANNING						BUDGET 2016-17		
Details	Fee 2016-17	Description	Fee 14-15	Includes GST	Legislation	Section	Fee Type	GL#
APPLICATIONS FOR ENDORSEMENT OF SURVEY PLAN								
Per Plan (Compliance Certificate)	**$345.00**	per plan	**$262.50**	No GST	Sustainable Planning Act 09	260(1)(d)(i)	Regulatory	2010.105.62
Plus Per Lot	**$29.00**	per lot	**$26.25**	No GST	Sustainable Planning Act 09	260(1)(d)(i)	Regulatory	2010.105.62
Re-sealing of Survey Plan	**$285.00**	per plan	**$262.50**	No GST	Sustainable Planning Act 09	260(1)(d)(i)	Regulatory	2010.105.62
OPERATIONAL WORKS APPLICATION								
Operational works associated with reconfiguring a lot **per discipline (disciplines = general earthworks, roadworks, drainage, water and sewerage infrastructure, landscaping)**	**$310.00**	per lot per discipline (disciplines = general earthworks, roadworks, drainage, water and sewerage & landscaping infrastructure)	**$262.50**	No GST	Sustainable Planning Act 09	260(1)(d)(i)	Regulatory	2010.105.62
Operational works required by a Material Change of Use **per discipline (disciplines = general earthworks, roadworks, drainage, water and sewerage infrastructure, landscaping)**	**$310.00**	per discipline (disciplines = general earthworks, roadworks, drainage, water and sewerage infrastructure, landscaping)	**$262.50**	No GST	Sustainable Planning Act 09	260(1)(d)(i)	Regulatory	2010.105.62
OPERATIONAL WORKS APPLICATION Cont.								
Operational works not associated with Reconfiguring a Lot or a Material Change of Use	**$750.00**		**$630.00**	No GST	Sustainable Planning Act 09	260(1)(d)(i)	Regulatory	2010.105.62
Prescribed Tidal Works	**$750.00**		**$630.00**	No GST	Sustainable Planning Act 09	260(1)(d)(i)	Regulatory	2010.105.62
Operational Works - other	**$750.00**		**$630.00**	No GST	Sustainable Planning Act 09	260(1)(d)(i)		2010.105.62
Construction phase of reconfiguring a lot - the operational works application fees includes one on and one off maintenance inspection for operational work								
Re-inspection fee - additional inspections to the one on and one off maintenance inspections	**$235.00**		**$182.00**	No GST	Sustainable Planning Act 09	260(1)(d)(i)	Regulatory	2010.105.62
Application for approval of substantially amended engineering plans for amendments other than required by Council per lot / per discipline	**$35.00**	per lot per discipline (earthworks, roadworks, drainage, water and sewerage infrastructure, landscaping)	**$28.00**	No GST	Sustainable Planning Act 09	260(1)(d)(i)	Regulatory	2010.105.62
Bond for Outstanding Works - Determined by Manager Engineering Services	**By Quotation Only**	per lot	**By Quotation Only**	No GST			Regulatory	2010.105.62

AREA PLANNING						BUDGET 2016-17		
Details	Fee 2016-17	Description	Fee 14-15	Includes GST	Legislation	Section	Fee Type	GL#
PLANNING AND DEVELOPMENT CERTIFICATES								
Limited	**$120.00**	per certificate	**$120.00**	No GST	Sustainable Planning Act 09	737(2)	Regulatory	2010.105.62
Standard	**$300.00**	per certificate	**$300.00**	No GST	Sustainable Planning Act 09	737(2)	Regulatory	2010.105.62
Full + Cost of Inspection	**$750 plus Inspection costs**	per certificate	**$750 plus Inspection costs**	No GST	Sustainable Planning Act 09	737(2)	Regulatory	2010.105.62
MODIFICATION OF APPLICATION OR APPROVAL								
Request to change a development approval	**35% of original DA Fees Max $600 Min $300**	per application	**35% of current DA Fee - Min $300 & Max $600**	No GST	Sustainable Planning Act 09	370(2)(a)(i)	Regulatory	2010.105.62
Request to change or cancel conditions	**35% of original DA Fees Max $600 Min $300**	per application	**35% of current DA Fee - Min $300 & Max $600**	No GST	Sustainable Planning Act 09	379(2)(a)	Regulatory	2010.105.62
Request to extend currency period	**35% of original DA Fees Max $600 Min $300**	per application	**35% of current DA Fee - Min $300 & Max $600**	No GST	Sustainable Planning Act 09	383(3)(c)(i)	Regulatory	2010.105.62
Request for Compliance Assessment	**$345.00**	per application	**$300.00**	No GST	Sustainable Planning Act 09	401(c)(i)	Regulatory	2010.105.62
REFUND OF APPLICATION FEES WHEN AN APPLICATION IS WITHDRAWN								
Application submitted and preliminary administrative work completed	**90%**	per application	**90%**	No GST	Sustainable Planning Act 09	356	Regulatory	2010.105.62
Information request and referral stage	**50%**	per application	**50%**	No GST	Sustainable Planning Act 09	356	Regulatory	2010.105.62
Prior to Commencement of Public notification Stage	**25%**	per application	**25%**	No GST	Sustainable Planning Act 09	356	Regulatory	2010.105.62
After Council consideration	**0%**	per application	**0%**	No GST	Sustainable Planning Act 09	356	Regulatory	2010.105.62
NB: The above refunds only refer to a percentage of Application Fees								

AREA PLANNING						BUDGET 2016-17		
Details	Fee 2016-17	Description	Fee 14-15	Includes GST	Legislation	Section	Fee Type	GL#
PURCHASE A PLANNING SCHEME								
Hard copy Planning Scheme & Local Planning Policies	**$275.00**	per copy	**Actual cost + $25**	No GST	Sustainable Planning Act 09		Regulatory	2010.105.62
CD copy of Planning Scheme & Local Planning Policies	**Free**	per copy	**Free**		Sustainable Planning Act 09		Regulatory	2010.105.62
Zoning Maps (A3 & A4) per map	**$15.00**	per copy	**$15.00**	No GST	Sustainable Planning Act 2009		Regulatory	2010.105.62
TOWN PLANNING								
Prelodgement Enquiry - General	**Free**		**Free**					
PUBLIC NOTICE SIGNS								
Fee per sign	**$45.00**			No GST			Commercial / Other	2010.105.62
Contribution in lieu of provision of off street car parking (Cost recovery) per space not provided	**$3,000.00**	per space not provided	$3,000.00	No GST	Cook Shire Council Planning Scheme Policy		Regulatory	19225.9160.9182
ELECTRONIC APPLICATIONS								
Printing electronic applications	**35c per single sided copy (A4)**		25c per single sided copy (A4)	No GST	Cook Shire Council Planning Scheme Policy		Regulatory	2010.105.62
Printing electronic applications	**65c per single sided copy (A3)**		55c per single sided copy (A3)	No GST	Cook Shire Council Planning Scheme Policy		Regulatory	2010.105.62
Council provides a professional Development assessment service.								

INFRASTRUCTURE CHARGES								
Water	as per Infrastructure Charges Resolution			No GST	Sustainable Planning Act 2009	S635	Regulatory	
Sewerage	as per Infrastructure Charges Resolution			No GST	Sustainable Planning Act 2009	S635	Regulatory	
Transport	as per Infrastructure Charges Resolution			No GST	Sustainable Planning Act 2009	S635	Regulatory	
Open Space	as per Infrastructure Charges Resolution			No GST	Sustainable Planning Act 2009	S635	Regulatory	
Drainage	as per Infrastructure Charges Resolution			No GST	Sustainable Planning Act 2009	S635	Regulatory	

NOTES: ✶ It must be noted that the Fees and Charges will need to be updated upon gazettal of the new Cook Shire Planning Scheme to reflect the new land use definitions.
✶ New purpose Categories (For Substitution upon Gazettal of new SPA Planning Scheme)
✶ Existing Purpose Categories (Become superseded Planning Scheme purpose categories upon gazettal of new SPA Planning Scheme)

A Building Certifying Activity is a Business Activity (Sec 47 (4) LG Act) and as such is subject to the competitive neutrality legislation which requires full cost pricing be applied to building fees - The Planning Department has reviewed all Council's building fees to comply with the LG Act and there have been some large increases.

	Fee 2016-								
BUILDING and PLUMBING								**Budget 2016-17**	
Details	**Lodgement**	**Fee 2016-17**	2015-16 Lodgement	**Basis of Fee Calculation**	**Includes GST**	**Legislation**	**Section**	**Fee Type**	**GL#**
PRELIMINARY APPLICATION									
100% of Building Application Fee applicable to class of building.									
Application for development approval following preliminary approval		$ 100.00			GST	Queensland Building Act 1975		Commercial / Other	**2020.105.63**
Fees for Building Class for new Buildings and change of clasifications.				**Per Sq Metre**					
Alterations & Additions'are to be charged the lodgement fee, PLUS the square metre rate ONLY - Miminum FEE of $300 + $85 Lodgement Fee									
Class 1a dwellings	***$ 85.00***	**$ 1,005.00**	***$ 85.00***	**Base of $314 + 4.70/m2**	GST			Domestic / Other	**2020.105.63**
Class 1b dwellings	***$ 85.00***	**$ 1,005.00**	***$ 85.00***	**Base of $314 + $4.70/m2**	GST			Domestic/ Other	**2020.105.63**
Class 2 - accommodation	***$ 135.00***	**$ 1,550.00**	***$ 130.00***	**Base of $465 + $5.50/m2**	GST			Commercial / Other	**2020.105.63**
Class 3 - accommodation (Motel)	***$ 135.00***	**$ 1,550.00**	***$ 130.00***	**Base of $465 + $6.20/m2**	GST			Commercial / Other	**2020.105.63**
Class 4 - Caretakers Unit in buildings of 5,6,7,8,9	***$ 135.00***	**$ 1,005.00**	***$ 130.00***	**Base of $314 + $4.70/m2**	GST			Commercial / Other	**2020.105.63**
Class 5 - Office	***$ 135.00***	**$ 1,005.00**	***$ 130.00***	**Base of $465 + $5.65/m2**	GST			Commercial / Other	**2020.105.63**
Class 5 Office Fitout [47sq.m. Minimum]	***$ 135.00***	**$ 520.00**	***$ 130.00***	**Base of $232.50 + $5.65/m2**	GST			Commercial / Other	**2020.105.63**
Class 6 - Shops	***$ 135.00***	**$ 1,005.00**	***$ 130.00***	**Base of $465 + $5.65/m2**	GST			Commercial / Other	**2020.105.63**
Class 6 - Shop Fitout	***$ 135.00***	**$ 550.00**	***$ 130.00***	**Base of $232.50 + $5.65/m2**	GST			Commercial / Other	**2020.105.63**
Class 7 - Storage Building	***$ 135.00***	**$ 1,005.00**	***$ 130.00***	**Base of $465 + $5.35/m2**	GST			Commercial / Other	**2020.105.63**
Class 8 - Workshops	***$ 125.00***	**$ 1,005.00**	***$ 130.00***	**Base of $465 + $5.35/m2**	GST			Commercial / Other	**2020.105.63**
Class 9 - Public Buildings	***$ 135.00***	**$ 1,550.00**	***$ 130.00***	**Base of $465 + $6.20/m2**	GST			Commercial / Other	**2020.105.63**

BUILDING and PLUMBING							Budget 2016-17		
Details	Lodgement	Fee 2016-17	2015-16 Lodgement	Basis of Fee Calculation	Includes GST	Legislation	Section	Fee Type	GL#
Class 10a Structures (Up to 100 Sqm)									
Class 10a -Sheds Carports & Other Structures (Domestic Use) eg isolated toilet blocks and laundry facilities	**$ 85.00**	**$ 265.00**	**$ 85.00**	**Lodgement fee $85 (no GST) + assessment + 1 x inspection $265 (GST included)**	GST			Commercial / Other	**2020.105.63**
Class 10a Structures - Includes a non habitable buildings being, Perfabricated garden sheds, Lawn lockers, (Gazebos & Pergolas (unroofed Structure)) Shade houses or the like. Less than 12m2.	***$ 55.00***	***$ 195.00***	***$ 50.00***	**Lodgement fee $55 (no GST) + assessment + 1 x inspection $195.00 (GST included)**	GST			Commercial / Other	**2020.105.63**
Class 10a Structures (more then 100 Sqm)									
Class 10a -Sheds Carports DOMESTIC USE & Other Structures *(eg isolated toilet blocks and laundry facilities)*	**$ 85.00**	**$ 465.00**	**$ 85.00**	**Lodgement fee $85 (no GST) + assessment + 1 x inspection $385 (GST included)**	GST			Commercial / Other	**2020.105.63**
RURAL SHED (Farm Sheds Class 10a)	**$ 135.00**	**$ 465.00**	***$ 85.00***	**Lodgement fee $135 (no GST) + assessment + 1 x inspection $385 (GST included)**	GST			Commercial / Other	**2020.105.63**
Class 10b Structures									
Class 10b Fences									
No approval needed for fences below 2.0 metre, not in an historic streetscape and constructed of chain mesh, Pickets or similar material.	***$ 85.00***	**$ 195.00**	***$ 85.00***		GST				**2020.105.63**
RADIO MAST AERIAL OR ANTENNAE	***$ 85.00***	**$ 195.00**	***$ 85.00***		GST			Commercial / Other	**2020.105.63**
SOLAR HWS MOUNTED ON ROOFS OR FRAMES	***$ 85.00***	**$ 255.00**	***$ 85.00***		GST			Commercial / Other	**2020.105.63**
RAINWATER TANKS	***$ 85.00***	**$ 255.00**	***$ 85.00***		GST			Commercial / Other	**2020.105.63**
RETAINING WALLS EXCEEDING 1.0 METRE IN HEIGHT or closer than 1.5m to another structure	***$ 85.00***	**$ 395.00**	***$ 85.00***		GST			Commercial / Other	**2020.105.63**
FREE STANDING WALLS	***$ 85.00***	**$ 425.00**	***$ 85.00***		GST			Commercial / Other	**2020.105.63**
ADVERTISING SIGNS Note- Local Law Application may also be Required	***$ 85.00***	**$ 255.00**	***$ 85.00***						

Building application required at Building Surveyor's discretion. Large signs such as pylon signs and advertising hoardings may require an engineer's certificate. Fascia signs may not require approval if painted onto fascia and provided they are not located in an historic streetscape.

BUILDING and PLUMBING							Budget 2016-17		
Details	Lodgement	Fee 2016-17	2015-16 Lodgement	Basis of Fee Calculation	Includes GST	Legislation	Section	Fee Type	GL#
SWIMMING POOLS (ABOVE & IN GROUND)									
Domestic Premises	***$ 85.00***	**$ 275.00**	***$ 85.00***	**Lodgement fee $85 (no GST) + assessment + 1 x inspection $275.00 (GST included)**	GST			Commercial / Other	**2020.105.63**
Commercial Premises	***$ 135.00***	**$ 375.00**	***$ 85.00***	**Lodgement fee $135 (no GST) + assessment + 1 x inspection $375.00 (GST included)**	GST			Commercial / Other	**2020.105.63**
Pool compliance Inspection (includes Certificate)		**$ 285.00**							
Pool Reinspection		**$ 185.00**							
GANTRY OVER FOOTPATH - [note-Local Law Application also Required]									
Application fee	***$ 85.00***	**$ 255.00**	***$ 85.00***		GST			Commercial / Other	**2020.105.63**
Bond - Gantry Over Footpath - Cooktown		**$ 1,500.00**			No GST			Commercial / Other	**2020.105.61**
Other Areas		**$255.00 + travel costs**							
NOTES - GANTRY OVER FOOTPATH - Local Law Application also Required cont.									
Plans to be submitted, engineering details required. Gantry may take up whole of footpath provided safe access for pedestrians is maintained. Gantry to comply with Workplace Health and Safety requirements. Bond refundable upon removal provided no damage to Council footpath or roadway.									
APPLICATION FOR BUILDING PERMIT - TEMPORARY STRUCTURES									
As per class of building (GST applies as per class of building)			**As per building Class**					Commercial / Other	**2020.105.63**

BUILDING and PLUMBING							Budget 2016-17		
Details	Lodgement	Fee 2016-17	2015-16 Lodgement	Basis of Fee Calculation	Includes GST	Legislation	Section	Fee Type	GL#
CHANGE OF CLASSIFICATION-Inspection / application for suitability									
Fee as per class of building. GST is applicable to building works as per class of building.	***$ 85.00***	**$ 265.00**	***$ 85.00***		No GST			Commerical /Other	**2020.105.61**
Where Council requires legal or other advice to facilitate the assessment of a development application, or a condition of approval, an additional fee will apply. This additional fee will be relevant to legal costs or other agency fee incurred by Council when assessing the application or a condition of approval. Council will invoice the additional costs to the applicant, and these must be paid in full within 30 days from receipt of Council's invoice.						***These fees may include advice from Qld Fire and Rescue, a Fire Engineer, Structural Engineer, or Government Agency that charges a fee for its service, or the like.***			
RE-INSPECTION FEE for a Stage of building work when									
Cooktown	**$ 160.00**				GST			Commercial / Other	**2020.105.63**
Other	**$160.00 + travel costs**				GST			Commercial / Other	**2020.105.63**
In the event that a building under construction requires an inspection, and in the event an inspection is carried out by Council's Building Surveyor and the works are found to be not sufficiently advanced or not carried out in accordance with the approved plans, a re-inspection fee will charged.									
INSPECTION CARRIED OUT ON BEHALF OF PRIVATE CERTIFIERS									
Cooktown	**250.00 p/h**				GST			Commercial / Other	**2020.105.63**
Other	**$250.00 P/h**								
DEMOLITION ONLY - OF BUILDINGS OR STRUCTURES									
Requires site plan of property showing all structures and the one/s to be demolished	***$ 85.00***	**$ 265.00**	***$ 85.00***		GST			Commercial / Other	
Bond - Security Deposit for site clean up		**$ 1,500.00**			GST			Commercial / Other	**Trust a/c**
INSPECTION OF BUILDING FOR RELOCATION									
Property Inspection Cooktown	**$ 265.00**				GST			Commercial / Other	**2020.105.61**
Other outside of Cooktown + Plus Travel Costs	**$ 265.00**				GST			Commercial / Other	
Security Bond - for site clean-up (in Cook Shire Council area only)	**$ 1,500.00**				GST			Commercial / Other	**Trust a/c**
Transportable buildings - Transport Security Bond if building transported along Council roads for repair of road / or Council devices	**$ 1,500.00**				GST			Commercial / Other	**Trust a/c**
Security deposit for re-erection of the dwelling is determined by the Chief Executive Officer or his delegate and in any case may not be a sum greater than the value of the building work to be carried out to make the work comply with the Standard Building Regulation and Building Code of Australia.									

BUILDING and PLUMBING							Budget 2016-17		
Details	Lodgement	Fee 2016-17	2015-16 Lodgement	Basis of Fee Calculation	Includes GST	Legislation	Section	Fee Type	GL#
APPLICATION FOR EXTENSION OF TIME FOR BUILDING APPROVALS									
Class 1 and 10		**$ 65.00**			No GST			Commercial / Other	**2020.105.61**
Class 2-9 less than 500m2		**$ 255.00**			No GST			Commercial / Other	**2020.105.61**
Class 2-9 of 500m2 & over		**$ 550.00**							
PROPERTY INSPECTION FOR ABOVE EXTENSION OF APPROVAL, to be determined by Building Certifier when required.									
Cooktown		**$ 185.00**			No GST			Commercial / Other	**2020.105.61**
Other		**$185.00 + travel costs**			No GST			Commercial / Other	**2020.105.61**
APPLICATION FOR EXEMPTIONS/RELAXATIONS									
Setbacks, Amenity, etc						*Queensland Building Act 1975*			
Cooktown	***$ 55.00***	**$ 260.00**	***$ 50.00***		No GST		(a)	Regulatory	**2020.105.61**
Other Travel to be determined by Building Certifier when required.	***$ 55.00***	**$260.00 + travel costs if required**	***$ 50.00***		No GST		(a)	Regulatory	**2020.105.61**
APPLICATION AND ARCHIVING BY PRIVATE CERTIFIERS									
LODGEMENT FEE									
Class 1 and 10	**$ 85.00**		**$ 85.00**		No GST			Regulatory	**2020.105.61**
Class 2 to 9	**$ 135.00**		**$ 130.00**		No GST			Regulatory	**2020.105.61**

BUILDING and PLUMBING							Budget 2016-17		
Details	Lodgement	Fee 2016-17	2015-16 Lodgement	Basis of Fee Calculation	Includes GST	Legislation	Section	Fee Type	GL#
BUILDING CERTIFICATES									
Copy of a Certificate of Classification / Form 21 or copy of Plans (as per Building Record Search)		**$125.00**				*Queensland Building Act 1975*			
Written reports of building inspection records for progress payments (Banking institutions etc) fee includes inspection of premises in Cooktown. Building inspections elsewhere will be charged at actual cost.		**$255.00**			No GST			Commercial / Other	**2020.105.61**
Annual Inspections for Fire Safety Installations where a Relaxation has been granted under BOLA									
Cooktown		**$250.00 P/H**			No GST			Commercial / Other	**2020.105.61**
Other		**$250 P/H + travel costs**			No GST			Commercial / Other	**2020.105.61**
Printing electronic applications		**per single sided copy (A4)**							
Printing electronic applications		**per single sided copy (A3)**							
Travel Cost per km each direction (Total Trip)		**$1.90/km**							
NO PRESCRIBED FEE									
In the case where no fee is prescribed the fee shall be determined by the Chief Executive Officer or delegate.									

BUILDING and PLUMBING							Budget 2016-17		
Details	Lodgement	Fee 2016-17	2015-16 Lodgement	Basis of Fee Calculation	Includes GST	Legislation	Section	Fee Type	GL#
PLUMBING AND DRAINAGE									
Note: For the purposes of these fees, a fixture has the meaning as defined in the 'Applied Provisions' or The National Plumbing and Drainage Code (eg sink, bath, shower, urinal, wash tub, etc.)									
PLUMBING									
Sewerage Connection where a connection point ("jump-up") exists on the site		**$ 125.00**							**1480.105.91**
Application for on-site sewerage system		**$ 185.00**			No GST	Plumbing & Drainage Act 2003	s8.2.2 (a)	Regulatory	**2020.105.92**
Backflow Prevention device registration and testing		**$ 255.00**			GST			Commercial /Other	**2020.105.90**
Application to install a greywater re-use device		**$ 185.00**			No GST	Plumbing & Drainage Act 2003	s8.2.2 (a)	Regulatory	**2020.105.88**
Fee per fixture		**$ 45.00**			No GST			Commercial / Other	**2020.105.88**
Base assessment fee - Domestic Applications	**$ 185.00**				No GST			Commercial / Other	**2020.105.88**
Base assessment fee - Commercial Applications, including fee for each unit as described below	**$ 295.00**				No GST			Commercial / Other	**2020.105.88**
Base application fee for multiple dwellings & units, domestic & commercial applications $58 for each additional dwelling or unit (unit includes additional shops or complex)		**$ 75.00**			No GST			Commercial / Other	**2020.105.88**
Base application fee for multiple dwellings & units, commercial applications - FEE for each additional dwelling or unit (unit includes additional shops or complex)		**$ 65.00**			No GST			Commercial / Other	**2020.105.88**
Base assessment fee - Demolition - Domestic		**$ 195.00**							
Base assessment fee - Demolition -Commercial - Fee is on per unit basis.		**$ 215.00**							

BUILDING and PLUMBING							Budget 2016-17		
Details	Lodgement	Fee 2016-17	2015-16 Lodgement	Basis of Fee Calculation	Includes GST	Legislation	Section	Fee Type	GL#
PLUMBING AND DRAINAGE PLANS									
Search Fee and Copy of Plans		**$ 125.00**			No GST			Commercial / Other	**2020.105.88**
AMENDMENTS TO PLUMBING AND DRAINAGE APPROVALS									
Minor		**$ 195.00**			No GST			Commercial / Other	**2020.105.88**
Major		**$ 255.00**			No GST			Commercial / Other	**2020.105.88**
PLUMBING AND DRAINAGE - Additional Inspections									
Additional Inspections over and above usual amount for applications (four) (Cooktown)		**$ 175.00**			GST			Commercial / Other	**2020.105.90**
Request for additional inspection rural/remote		**$175 + Travel Costs**			GST			Commercial / Other	**2020.105.90**
RE-INSPECTION FEE									
Cooktown		**$ 175.00**			GST			Commercial / Other	**2020.105.90**
RE-INSPECTION FEE cont									
Other		**$175 + Travel Costs**			GST			Commercial / Other	**2020.105.90**
Where an inspection is booked out and the work is not ready or work has not been executed satisfactorily a re-inspection fee will be charged.									
TRADE WASTE PERMITS (GREASE TRAPS/OIL INTERCEPTORS ETC)									
Accessible by Road (Cooktown)		**$ 195.00**			No GST	Water Act 2000		Regulatory	**2020.105.88**
Other than by Road outside Cooktown		**$195 + Travel Costs**			No GST	Water Act 2000		Regulatory	**2020.105.88**
PLUMBING PERMIT - REGULATED PLUMBING WORK NOT REQUIRING PLAN APPROVAL									
Minor, no inspection required - (under $300)		**$ 45.00**			No GST			Commercial / Other	**2020.105.88**

SERVICES FUNCTIONS					BUDGET 2016-2017		
Details	Fee 2016-17	Description	Includes GST	Legislation	Section	Fee Type	GL#
CEMETERIES							
Application fee for approval to erect a plaque, headstone or memorial	**$110.00**	per application	GST		Local Law 1-Schedule 15	Commercial/ Other	1530.110.280
Concrete cast headstone (no plaque or marking)	**$125.00**	per item	GST				1530.110.280
Application fee for interment of human ashes (ashes are buried)	**$50.00**	per application	GST		Local Law 1-Schedule 15	Commercial/ Other	1530.110.279
Scattering of ashes (an approval is required)	**$0.00**	per application	GST		Local Law 1-Schedule 15	Commercial/ Other	1530.110.279
Plaque on RSL memorial wall application is required)	**$0.00**	per application	GST		Local Law 1-Schedule 15	Commercial/ Other	1530.110.279
Reserve/Obtian a niche in the columbarium wall	**$75.00**	per application	GST		Local Law 1-Schedule 15	Commercial/ Other	1530.110.279
Approval to place human ashes in columbarium	**$160.00**	per application	GST		Local Law 1-Schedule 15	Commercial/ Other	1530.110.279
Application fee forapproval for interment of human remains (grave)	**$300.00**	per application	GST		Local Law 1-Schedule 15	Commercial/ Other	1530.110.279
Reserve/Obtain a plot in cemetery	**$650.00**	per plot	GST		Local Law 1-Schedule 15	Commercial/ Other	Trust a/c
Reserve/Obtain a plot in Coen cemetery, laura cemetery, Cherubs & Children's Cnr C'town	**$150.00**	per plot	GST				Trust a/c
Larger than standard coffin (>2040x620mm)	**$100.00**	per burial	GST				1530.110.119
Failure to lodge completed paperwork at least 48 hours prior to burial.	**$75.00**	per burial	GST				1530.110.119
Exhumation	**Actual Cost**	per exhumation	GST				1530.110.119
Grave Excavation (organised by Council)	**$520.00**	per plot	GST			Commercial/ Other	1530.110.279
Application fee for approval to operate a cemetery (annually)	**$1,240.00**	per application	GST		Local Law 1-Schedule 15	Commercial/ Other	1530.110.119
Application fee for approval to inter human remains outside a cemetery	**$670.00**	per application	GST		Local Law 1-Schedule 15	Commercial/ Other	1530.110.119

MARITIME OPERATIONS					BUDGET 2016-2017		
Details	Fee 2016-17	Description	Includes GST	Legislation	Section	Fee Type	GL#
JETTIES, BARGE LOADING, RAMPS AND BOAT RAMPS							
< 12 metres - per day or part thereof	**$30.00**	per vessel	GST	Local Government Act 2009	Local Law 1	Regulatory	1520.110.112
> 12 metres & < 20 metres - per day or part thereof	**$50.00**	per vessel	GST	Local Government Act 2009	Local Law 1	Regulatory	1520.110.112
> 20 metres & < 30 metres - per day or part thereof	**$80.00**	per vessel	GST	Local Government Act 2009	Local Law 1	Regulatory	1520.110.112
>30 metres & < 40 metres - per day or part thereof	**$100.00**	per vessel	GST	Local Government Act 2009	Local Law 1	Regulatory	1520.110.112
> 40 metres - per day or part thereof	**$300.00**	per vessel	GST	Local Government Act 2009	Local Law 1	Regulatory	1520.110.112
Load/Unloading Fee - Pontoon at Cooktown Wharf	**$40.00**	per vessel	GST	Local Government Act 2009	Local Law 1	Regulatory	1520.110.112
UNLOADING CHARGES - COOKTOWN WHARF							
$1.80 per tonne GVM for up to 8 hours for trucks	Minimum $10.00		GST	Local Government Act 2009	Local Law 1	Regulatory	1520.110.112
$20.00 per hour or part thereof for forklifts	Minimum $25.00		GST	Local Government Act 2009	Local Law 1	Regulatory	1520.110.112

AERODROME OPERATIONS					BUDGET 2016-2017		
Details	Fee 2016-17	Description	Includes GST	Legislation	Section	Fee Type	GL#
AIRPORT LANDING FEES - Per Movement / Per Tonne							
Cooktown	**$13.00**		GST			Commercial / Other	1510.110.122
Coen	**$13.00**		GST			Commercial / Other	1515.110.122
Laura	**$13.00**		GST			Commercial / Other	1517.110.122
HELICOPTER LANDING FEES - Per Movement / Per Tonne							
Cooktown	**$6.50**		GST			Commercial / Other	1510.110.122
Coen	**$6.50**		GST			Commercial / Other	1515.110.122
Laura	**$6.50**		GST			Commercial / Other	1517.110.122
CAR PARKING - COOKTOWN							
Nightly	**$6.50**		GST			Commercial / Other	1510.110.143
Weekly	**$30.00**		GST			Commercial / Other	1510.110.143

ENGINEERING					BUDGET 2016-2017		
Details	Fee 2016-17	Description	Includes GST	Legislation	Section	Fee Type	GL#
TEMPORARY BRIDGE							
Temporary Bridge	**$850.00**	per day plus establishment costs as per Shire Engineer	GST			Commercial / Other	1200.105.91
ROADS (Local Law 4)							
Application fee for licence to make alterations or improvements to a road	**$25.00**	Applicable to all applications. Approval fee to be invoiced after assessment	No GST	Local Government Act 2009	Local Law 4	Regulatory	1200.105.89
Licence fee to make alterations or improvements to a road	**$100.00**	per alteration	No GST	Local Government Act 2009	Local Law 4	Regulatory	1200.105.89
Licence fee for use of road for a regulated purpose (one off)	**$0.00**		No GST	Local Government Act 2009	Local Law 4	Regulatory	1200.105.89
DRIVEWAYS							
Residential lots with no existing driveways but with existing kerb and Channel.	**By Quotation Only**		GST			Commercial / Other	1200.105.91
All other driveways Council to supply and install appropriate culvert.	**By Quotation Only**		GST			Commercial / Other	1200.105.91
DRIVEWAY CROSSOVERS							
Application fee for licence to make alterations or improvements to a road	**$25.00**	Applicable to all applications. Approval fee to be invoiced after assessment	No GST	Local Government Act 2009	Local Law 4	Regulatory	1200.105.89
Licence fee to make alterations or improvements to a road	**$100.00**	per alteration	No GST	Local Government Act 2009	Local Law 4	Regulatory	1200.105.89
GATES AND GRIDS				Local Government Act 2009			
Fee for each application + advertising costs	**$420.00**	per application	No GST	Local Government Act 2009	Local Law 1 Schedule 7	Regulatory	1200.105.89
OTHER							
Spoil	**$0.00**						
Transport charged at Cost rounded up to nearest hour.							
Name must be pre-registered with Cook Shire	$125.00						
Allocation of Spoil will be to a) operationally efficient to Council THEN b) in order of listing on the Spoil Register							
No transportation will be charged where Council requests to dump on private land (site is not listed on Spoil Register).							
OTHER							
Private Works	**By Quotation Only**		GST			Commercial / Other	Work Order

WATER & SEWERAGE					BUDGET 2016-2017		
Details	Fee 2016-17	Description	Includes GST	Legislation	Section	Fee Type	GL#
WATER - SERVICE CONNECTION							
Water Service Service Connections larger than 32mm subject to a quotation	**By Quotation Only**	per connection	No GST				
Std 32mm Service connection fee (Up to 30m)	**$1,100.40**	per connection	No GST	Water Act 2000	s383	Regulatory	1471.105.67
Std 25mm Service connection fee (Up to 30m)	**$950.00**	per connection	No GST	Water Act 2000	s383	Regulatory	1471.105.67
Std 20mm Service connection fee (Up to 30m)	**$850.00**	per connection	No GST	Water Act 2000	s383	Regulatory	1471.105.67
Water reconnection fee	**$190.00**	per connection	No GST	Water Act 2000	s383	Regulatory	1471.105.67
Water area expansion charge as determined by C.E.O	**By Quotation Only**		No GST	Water Act 2000	s383	Regulatory	1471.105.67
Non Std Water connections may be subject to quote Council reserves the right to quote on Non Std Water Services							
TEMPORARY WATER SERVICE (Within designated Water Area)							
Installation / Removal Costs determined upon application	**By Quotation Only**	per connection	GST			Commercial / Other	1471.105.91
Per Kilolitre	**$3.50**	per kilolitre	GST			Commercial / Other	1471.105.91
WATER - DOWNSIZE METER							
Downsize from 25-20mm, 32-20mm 32-25mm	**$190.00**	per connection	GST			Commercial / Other	1471.105.91
Customer fee for other size meters assessed on application							
WATER - REMOVE METER							
Cap and remove meter sizes 20, 25, 32, 40mm	**$185.00**	per connection	GST			Commercial / Other	1471.105.91
SEWERAGE CONNECTION RATES							
Sewerage connections where no connection exists	**$960.00**		GST			Commercial / Other	1480.105.91
STAND PIPE - WATER SALES							
Per Kilolitre	**$4.58**	per kilolitre	GST			Commercial / Other	1471.105.91
Testing a standard 20mm water meter (this fee is refunded if the meter has an error of greater than 5%)(Over Reading)	**$168.00**		GST			Commercial / Other	1471.105.91
Fee for testing meters other than 20mm set by the Chief Executive Officer Following a written request - this fee also refunded if meter has an error greater than 5%.							

WATER & SEWERAGE					BUDGET 2016-2017		
Details	Fee 2016-17	Description	Includes GST	Legislation	Section	Fee Type	GL#
HEADWORKS CONTRIBUTIONS - Superceded Planning Scheme							
WATER SUPPLY HEADWORKS (PER EQUIVALENT PERSONS)							
Cooktown	**$1,100.00**		No GST			Commercial /	9325.9160.918
Coen	**$700.00**		No GST			Commercial /	9325.9160.918
Lakeland	**$700.00**		No GST			Commercial /	9325.9160.918
Laura	**$550.00**		No GST			Commercial /	9325.9160.918
SEWERAGE HEADWORKS (PER EQUIVALENT PERSONS)							
Cooktown	**$550.00**		No GST			Commercial /	9325.9160.918
Coen	**$680.00**		No GST			Commercial /	9325.9160.918
WATER HEADWORKS (UNIT COST PER EQUIVALENT DOMESTIC CONNECTION) - IPA Planning Scheme							
Cooktown	**$1,700.00**		No GST			Commercial / Other	9325.9160.918
Coen	**$1,700.00**		No GST			Commercial / Other	9325.9160.918
Lakeland	**$1,900.00**		No GST			Commercial / Other	9325.9160.918
Laura	**$1,950.00**		No GST			Commercial / Other	9325.9160.918
SEWERAGE HEADWORKS(UNIT COST PER EQUIVALENT DOMESTIC CONNECTION) - IPA PLANNING SCHEME							
Cooktown	**$1,420.00**		No GST			Commercial / Other	9325.9160.918
Coen	**$1,420.00**		No GST			Commercial / Other	9325.9160.918
MISCELLANEOUS CHARGES							
Water Sampling - Commercial Outlets							
Service on a voluntary basis to commercial outlets involved in the supply of food or water. (or at cost basis for two or more samples)	**$115.00**	Min or Actual Cost	GST			Commercial / Other	1471.105.91
SEWERAGE EFFLUENT DISPOSAL FEE - SEPTIC							
Disposal/Treatment Fee (Cooktown Only)	**6c per Litre**		GST			Commercial / Other	1480.105.91
This charge will be waivered when the owner of the property is required by Council to connect to the main sewerage system and the Septic must be emptied.							

BONDS					BUDGET 2016-2017		
Details	Fee 2016-17	Description	Includes GST	Legislation	Section	Fee Type	GL#
OPERATIONAL WORKS APPLICATIONS							
Bonds for Outstanding Works - Determined by Manager of Engineering Services		per lot	No GST	Sustainable Planning Act 2009	s5.3.16	Regulatory	Trust a/c
BONDS - BUILDING FEES & CHARGES							
Security deposit for site clean-up (in Cook Shire Council)	**$525.00**		No GST			Commercial / Other	Trust a/c
Security deposit if building transported along Council roads for repair of road / or Council devices	**$525.00**		No GST			Commercial / Other	Trust a/c
Security deposit for re-erection of the dwelling is determined by the Chief Executive Officer or his delegate and in any case may not be a sum greater than the value of the building work to be carried out to make the work comply with the Standard Building Regulation and Building Code of Australia.							
Application fee for development approval (re-erection of dwelling)(GST applies as for Class of Building) As per class of building							
GANTRY OVER FOOTPATH							
Bond	**$550.20**		No GST			Commercial / Other	Trust a/c
OUTSTANDING WORKS							
Bond - Determined by Manager Engineering Services			No GST			Regulatory	Trust a/c
DEMOLITION OF BUILDINGS OR STRUCTURES							
Security Deposit for site clean up	**$525.00**		No GST			Commercial / Other	Trust a/c
HALL, MEETING ROOM, PARK AND PLANT BOND see FACILITIES AND PLANT HIRE							

Key Points: Cook Shire Annual Budget 2016-17

Rates

The budgeted increase in council revenue from rates and utility charges for the 2016-17 Annual Budget on a year on year basis is 2.2%.

General rates will have an average increase of 2.5%, Sewerage 2.5%, Cleansing 2.5%, Water access charge and Water consumption will remain unchanged from 2015-16.

Operating Result 2016-17

Council‘s income statement shows a net surplus of $70,780. After adding back the capital transactions the 2016-17 budget will have an operating deficit of $8,110,220 with depreciation expenses of $9,412,705.

Cook Shire, like other regional councils struggle with how to maintain its $380 mil of assets with such a small rate base. In Cook Shire’s case the majority of its roads are subject to severe climatic conditions annually and are eligible for NDRRA funding, these funds are capitalised as they are renewing council’s road assets.

Revenues

The largest revenue source for Cook Shire Council is from the Federal Assistance Grant (FAG), the amount for 2016-17 is estimated at $8.9 mil.

Gravel sales for NDRRA works have been budgeted at 30% less than 2015-16 actual sales due a change in the scope of works for restoration of damaged roads and also difficulty in accessing various gravel sites.

Fees and charges generally increased by 3% to 5% apart from some larger adjustments to planning and building fees. These are set by the State to apply full cost pricing to comply with competitive neutrality legislation in the Local Government Act 2010.

There is minimal private works opportunities forecast for 2016-17.

Below is a breakdown of the Cook Shire operating revenues for 2016-17 –

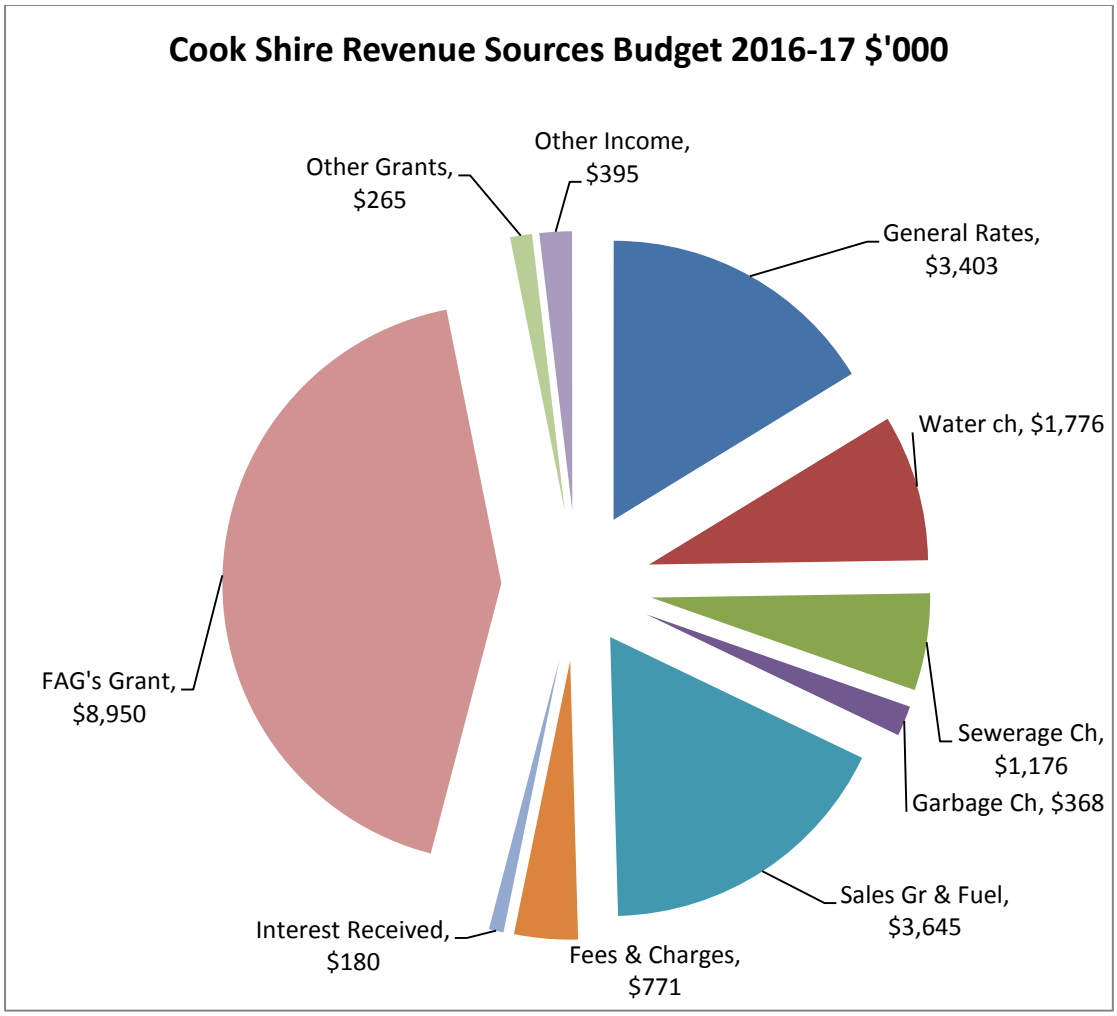

Expenses

Employee operational costs have increased 26.0% over the previous year where there were significant delays in replacing required personnel; this will bring the total employee budget to $10.4 mil which compares with the 2013-14 employee cost of $10.2 mil.

The new employment structure has resulted in greater productivity and surety through a combination of contract, part-time and casual engagement that is responsive to the increased compliance requirements of State and Federal Government and the uncertainty of grant funding, particularly NDRRA.

The depreciation expense has increased after the 2014-15 road infrastructure revaluations by 5.6% to $9.4 mil for 2016-17.

Materials and Services summary of major expenses:

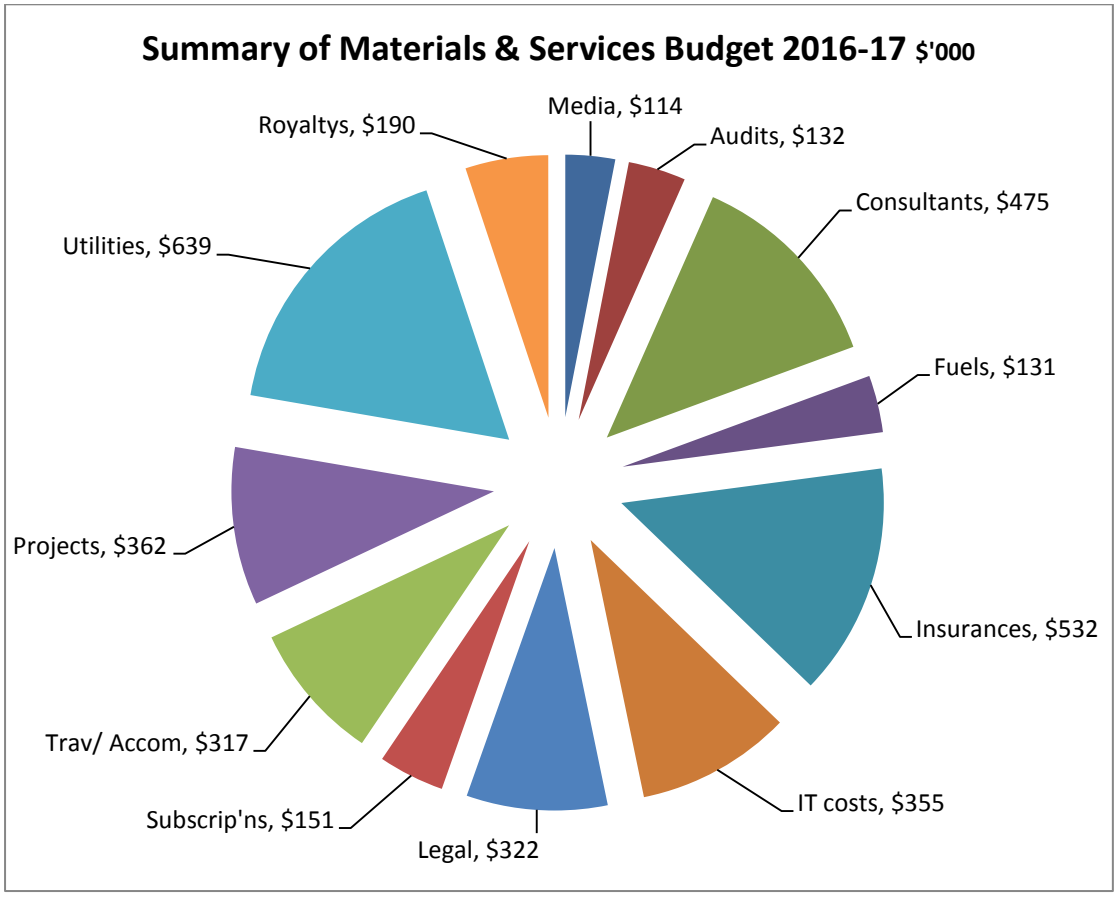

Capital Works Program

Council's capital works budget for 2016-17 has a gross cost of $15.4 mil of which $7.7 mil will be funded from grants, $1.2 from asset sales and $1.0 mil from reserves.

The net cost to council after utilising council staff and plant during the construction phases of the projects will total $3.3 mil.

Key capital works projects include:

- Events Centre upgrade to meet cyclone shelter requirements.
- Cooktown landfill leachate management works
- Coen landfill leachate management works
- Finalisation of waterfront project
- Road works – Railway Avenue, Charlotte St, Webber Esplanade
- Cooktown Airport subdivision infrastructure

Cook Shire Council Income Statement

Budget 2016-17

	Forecast 2015-16	%	Original Budget 2016-17	Original Budget 2017-18	Original Bgt 2018-19
Income					
Recurrent Revenue					
Rates, Levies & Charges	6,579,311	2.2%	6,723,460	6,900,000	7,100,000
Sales of Goods & Major Services	5,685,348	-35.9%	3,645,400	3,730,000	3,820,000
Fees & Charges	698,307	10.4%	771,000	795,000	820,000
Rental Income	307,414	-24.5%	232,000	238,000	244,000
Interest Received	257,788	-30.2%	179,950	190,000	220,000
Private Works	264,424	-64.3%	94,500	100,000	100,000
FAG's Grant	8,835,215	1.3%	8,950,000	9,050,000	9,120,000
Other Operating Grants & Su	233,769	13.3%	264,950	270,000	275,000
Other Income	93,906	-26.7%	68,860	70,000	72,000
	22,955,482	-8.8%	**20,930,120**	**21,343,000**	**21,771,000**
Capital Revenue					
Grants & Subsidies	7,288,673	-26.2%	5,381,000	4,500,000	4,700,000
NDRRA Grants	40,789,825	-27.9%	29,400,000	25,000,000	25,000,000
Profit on Asset Sales	479,524		0	0	0
	48,558,022	-28.4%	**34,781,000**	**29,500,000**	**29,700,000**
Total Income	**71,513,504**	-22.1%	**55,711,120**	**50,843,000**	**51,471,000**
Expenses					
Recurrent Expenses					
Employee Costs (Net of Flood)	8,211,644	26.2%	10,363,940	10,650,000	10,840,000
Materials & Services	9,069,792	-1.1%	8,968,695	8,700,000	8,800,000
Finance Costs	308,155	-4.3%	295,000	271,000	245,000
Depreciation	8,898,507	5.8%	9,412,705	9,700,000	9,800,000
	26,488,098	9.6%	**29,040,340**	**29,321,000**	**29,685,000**
Capital Expenses					
NDRRA Expenditure	36,794,354	-27.7%	26,600,000	25,000,000	25,000,000
Loss on Asset Sales	1,013		0	0	0
Total Expenses	**63,283,465**	-12.1%	**55,640,340**	**54,321,000**	**54,685,000**
Net Result Surplus/(Deficit)	**8,230,039**	-99.1%	**70,780**	**(3,478,000)**	**(3,214,000)**
Add Back Capital Transaction	**(11,762,655)**		**(8,181,000)**	**(4,500,000)**	**(4,700,000)**
Operating Result (Deficit)	**(3,532,616)**		**(8,110,220)**	**(7,978,000)**	**(7,914,000)**

Cook Shire Council Balance Sheet

For Financial Year 2016-17

	Actual to 30/06/2016	% Diff	Budget 2016-17	Budget 2017-18	Budget 2018-19
Current Assets					
Cash & Cash Equivalents	2,975,618	888%	301,150	301,150	301,150
Investments	15,428,086	107%	7,470,000	8,000,000	8,500,000
Rate Debtors (Net of Advances)	762,974	39%	550,000	500,000	500,000
Trade Debtors	993,329	121%	450,000	450,000	450,000
Other Receivables	453,815	0%	0	0	0
Inventories	482,949	-11%	540,000	540,000	540,000
Total Current Assets	**21,096,772**	**127%**	**9,311,150**	**9,791,150**	**10,291,150**
Non-Current Assets					
Property, Plant & Equipment	275,928,208	-7%	295,331,761	291,104,761	287,170,761
Capital Works in Progress	15,748,445	0%	0		0
Total Non-Current Assets	**291,676,652**	**-1%**	**295,331,761**	**291,104,761**	**287,170,761**
Total Assets	**312,773,424**	**3%**	**304,642,911**	**300,895,911**	**297,461,911**
Current Liabilities					
Trade Creditors	7,620,284	853%	800,000	800,000	800,000
Employee Entitlements	959,067	3%	930,000	950,000	980,000
Other Payables (Incl GST Bal)	0	0%	0	0	0
NDRRA Rec'd in Advance	0		0	0	0
Borrowings	355,000	-3%	365,000	380,000	410,000
Working Capital Facility ($10mil)	0		0		0
Provision for LSL	805,373	1%	800,000	800,000	800,000
Total Current Liabilities	**9,739,724**	**336%**	**2,895,000**	**2,930,000**	**2,990,000**
Non-Current Liabilities					
Trade Creditors	0		0		0
Employee entitlements	0	0%	0		0
Other Payables	152,778	0%	0	0	0
Borrowings	4,764,941	0%	4,784,000	4,400,000	4,020,000
Provision for LSL	185,056	-3%	190,000	190,000	190,000
Provision for Gravel Pits	1,547,794	-4%	1,620,000	1,700,000	1,800,000
Total Non-Current Liabilities	**6,650,569**	**1%**	**6,594,000**	**6,290,000**	**6,010,000**
Total Liabilities	**16,390,293**	**73%**	**9,489,000**	**9,220,000**	**9,000,000**
Net Community Assets	**296,383,131**	**0%**	**295,153,911**	**291,675,911**	**288,461,911**
Community Equity					
Retained Surplus	68,165,039	-1%	68,535,819	64,836,227	61,392,227
Asset Revaluation Surplus	225,409,684	0%	225,409,684	225,409,684	225,409,684
Other Reserves	2,808,408	132%	1,208,408	1,430,000	1,660,000
Total Community Equity	**296,383,131**	**0%**	**295,153,911**	**291,675,911**	**288,461,911**

Cook Shire Council Annual Budget 2016-17

Statement of Cashflows

For the Year Ended 30 June 2017

	Forecast 2015-16 $	Budget 2016-17 $	Budget 2017-18 $	Budget 2018-19 $
Cash flows from operating activities :				
Net General Rates	3,290,815	3,403,500	3,530,000	3,645,000
Water Access Charges	835,639	831,000	860,000	880,000
Water Consumption Charges	964,877	945,000	945,000	970,000
Sewerage Charges	1,173,395	1,176,000	1,190,000	1,220,000
Waste & Refuse Charges	369,614	367,900	375,000	385,000
Receipts from Customers	7,486,000	5,989,373	6,917,000	5,870,000
Payments to suppliers	-8,642,831	-8,182,280	-8,200,000	-8,350,000
Payments to Employees	-9,322,120	-11,663,940	-12,000,000	-12,140,000
Federal Assistance Grant	8,835,215	8,950,000	9,050,000	9,120,000
Other Non Capital Grants	233,769	264,950	270,000	275,000
Flood Damage receipts	40,789,825	21,870,000	25,000,000	25,000,000
Flood Damage payments to suppliers	-31,888,116	-26,600,000	-25,000,000	-25,000,000
	14,126,082	-2,648,497	2,937,000	1,875,000
Interest received	257,788	179,950	190,000	220,000
Borrowing costs	-308,155	-295,000	-271,000	-245,000
Net cash inflow (outflow) from operations	**14,075,715**	**-2,763,547**	**2,856,000**	**1,850,000**
Cash flows from investing activities:				
Payments for property, plant and equipment	-9,804,958	-13,195,007	-6,800,000	-6,000,000
Net movement in loans and advances	0	0	0	0
Proceeds from sale of plant and equipment	300,000	300,000	350,000	350,000
Capital Grants, subsidies, contributions	7,288,673	5,381,000	4,500,000	4,700,000
Net cash inflow (outflow) from investments	**-2,216,285**	**-7,514,007**	**-1,950,000**	**-950,000**
Cash flows from financing activities:				
Proceeds from borrowings	0	0	0	0
Repayment of borrowings	-336,035	-355,000	-376,000	-400,000
Repayments made on finance leases	0	0	0	0
Net cash inflow (outflow) from financing	**-336,035**	**-355,000**	**-376,000**	**-400,000**
Net increase (decrease) in cash held	11,523,395	-10,632,554	530,000	500,000
Cash at beginning of reporting period	**6,880,309**	**18,403,704**	**7,771,150**	**8,301,150**
Cash at end of reporting period	**18,403,704**	**7,771,150**	**8,301,150**	**8,801,150**

Cook Shire Council Annual Budget 2016-17

Statement of Changes in Equity

For the year ended 30 June 2017

	Forecast 2015-16 $	Budget 2016-17 $	Budget 2017-18 $	Budget 2018-19 $
Retained Surplus				
Opening Balance	58,635,000	68,165,039	68,535,819	64,836,227
Net Result	8,230,039	70,780	-3,478,000	-3,214,000
Transfer from/(to) Reserve	-200,000	-200,000	-221,592	-230,000
Transferred to income statement on sale	1,500,000	500,000		
Closing Balance	**68,165,039**	**68,535,819**	**64,836,227**	**61,392,227**
Reserves Other				
Opening Balance	2,808,408	2,808,408	1,208,408	1,430,000
Transfers to general reserves	200,000	200,000	221,592	230,000
Transfers from general reserves	-200,000	-1,800,000		
Closing Balance	**2,808,408**	**1,208,408**	**1,430,000**	**1,660,000**
Reserves Asset Revaluation				
Opening Balance	221,860,021	225,409,684	225,409,684	225,409,684
Revaluation Increment	3,549,663			
Revaluation Decrement				
Valuation gains/(losses)				
Closing Balance	**225,409,684**	**225,409,684**	**225,409,684**	**225,409,684**
TOTAL EQUITY	**296,383,131**	**295,153,911**	**291,675,911**	**288,461,911**
	-0	0	0	0
Check Bal Sheet	**296,383,131**	**295,153,911**	**291,675,911**	**288,461,911**

Cook Shire Council Long Term Financial Forecast 2016-17 to 2023-24 ('000)

	2015-16	2016-17	2017-18	2018-19	2019-20	2020-21	2021-22	2022-23	2023-24	2024-25	2025-26
Operating Income											
Rates Levies & Charges	6,579	6,723	6,900	7,100	7,313	7,532	7,758	7,991	8,231	8,478	8,732
Fees & Charges	698	771	795	820	845	870	896	923	951	979	1,008
Interest Income	258	180	190	220	240	240	250	250	260	260	260
Sales & Private works	5,949	3,740	3,830	3,920	4,500	4,500	4,600	4,600	4,700	4,700	4,800
FA G's Grant	8,835	8,950	9,050	9,120	9,302	9,488	9,678	9,872	10,069	10,271	10,476
Operating Grants	234	265	270	275	280	280	280	280	280	280	280
Other Income	402	301	308	316	325	335	345	356	366	377	389
Sub-total Income	**22,955**	**20,930**	**21,343**	**21,771**	**22,805**	**23,246**	**23,808**	**24,271**	**24,857**	**25,345**	**25,945**
Operating Expenditure											
Employee Benefits	-8,212	-10,364	-10,650	-10,840	-11,165	-11,500	-11,845	-12,201	-12,567	-12,944	-13,332
Materials & Services	-9,070	-8,969	-8,700	-8,800	-9,064	-9,336	-9,616	-9,904	-10,202	-10,508	-10,823
Finance Costs (Int + Bank Fees)	-308	-295	-271	-245	-248	-221	-193	-164	-132	-98	-71
Depreciation	-8,898	-9,412	-9,700	-9,800	-9,898	-9,997	-10,097	-10,198	-10,300	-10,403	-10,507
Sub-total Expenses	**-26,488**	**-29,040**	**-29,321**	**-29,685**	**-30,375**	**-31,054**	**-31,751**	**-32,467**	**-33,200**	**-33,952**	**-34,733**
Operating Surplus/(Deficit)	**-3,533**	**-8,110**	**-7,978**	**-7,914**	**-7,569**	**-7,808**	**-7,944**	**-8,195**	**-8,343**	**-8,608**	**-8,788**
NDRRA Grants	40,790	29,400	25,000	25,000	26,000	26,000	26,000	26,000	26,000	26,000	26,000
Other Capital Income	7,289	5,381	4,500	4,700	5,300	5,500	5,700	5,700	5,700	5,800	5,800
NDRRA Expenses	-36,794	-26,600	-25,000	-25,000	-26,000	-26,000	-26,000	-26,000	-26,000	-26,000	-26,000
Other Capital Expenses	478	0	0	0	0	0	0	0	0	0	0
Net Surplus/(Deficit)	**8,230**	**71**	**-3,478**	**-3,214**	**-2,269**	**-2,308**	**-2,244**	**-2,495**	**-2,643**	**-2,808**	**-2,988**
Net after Capital Add Back	**-3,533**	**-8,110**	**-7,978**	**-7,914**	**-7,569**	**-7,808**	**-7,944**	**-8,195**	**-8,343**	**-8,608**	**-8,788**
Current Assets											
Cash & Investments	18,404	7,771	8,301	8,801	9,000	9,200	9,200	9,200	9,200	9,200	9,200
Other Current Assets	2,693	1,540	1,490	1,490	1,500	1,500	1,500	1,500	1,500	1,500	1,500
Non-Current Assets											
Property, Plant & Equipment	291,676	295,332	291,105	287,171	285,113	282,114	279,591	276,726	273,713	270,535	266,988
Total Assets	**312,773**	**304,643**	**300,896**	**297,462**	**295,613**	**292,814**	**290,291**	**287,426**	**284,413**	**281,235**	**277,688**
Current Liabilities	9,740	2,895	2,930	2,990	3,000	3,000	3,000	3,000	3,000	3,000	3,000
Non-Current Liabilities	6,650	6,594	6,290	6,010	6,200	5,500	5,000	4,400	3,800	3,200	2,400
Total Liabilities	**16,390**	**9,489**	**9,220**	**9,000**	**9,200**	**8,500**	**8,000**	**7,400**	**6,800**	**6,200**	**5,400**
Net Community Assets	**296,383**	**295,154**	**291,676**	**288,462**	**286,413**	**284,314**	**282,291**	**280,026**	**277,613**	**275,035**	**272,288**
Community Equity											
Asset Revaluation Reserve	225,410	225,410	225,410	225,410	225,410	225,410	225,410	225,410	225,410	225,410	225,410
Retained Surplus	68,165	68,536	64,836	61,392	59,123	56,814	54,571	52,076	49,433	46,625	43,638
Other Reserves	2,808	1,208	1,430	1,660	1,880	2,090	2,310	2,540	2,770	3,000	3,240
Total Community Equity	**296,383**	**295,154**	**291,676**	**288,462**	**286,413**	**284,314**	**282,291**	**280,026**	**277,613**	**275,035**	**272,288**

Cook Shire Council Annual Budget 2016-17

MEASURES OF FINANCIAL SUSTAINABILITY for 10 years 2016-17 to 2025-26

Ratios of Original Budget

Ratio	Description	Target	Forecast 2015-16	Budget 2016-17	Budget 2017-18	Budget 2018-19	Budget 2019-20	Budget 2020-21	Budget 2021-22	Budget 2022-23	Budget 2023-24	Budget 2024-25	Budget 2025-26
Asset Consumption Ratio	Written down value of infrastructure assets divided by gross current replacement costs of infrastructure assets	**40% - 50%**	72.90%	70.20%	69.35%	67.86%	66.67%	65.30%	64.13%	62.96%	61.65%	60.26%	59.00%
Asset Sustainability Ratio	Capital expenditure on the replacement of assets divided by depreciation expense : INCLUDES NDRRA WORKS	**90%**	523.70%	422.81%	327.84%	316.33%	323.80%	321.10%	318.41%	315.75%	313.60%	311.45%	309.32%
Interest Coverage Ratio	Net interest expense on debt service divided by total operating revenue	**0% - 10%**	1.34%	1.41%	1.27%	1.13%	1.09%	0.95%	0.81%	0.67%	0.53%	0.39%	0.27%
Financial Liabilities Ratio	Total liabilities less current assets divided by total operating revenue	**< 60%**	-20.51%	0.85%	-2.68%	-5.93%	-5.70%	-9.46%	-11.34%	-13.60%	-15.69%	-17.76%	-20.43%
Operating Surplus Ratio	Net operating surplus divided by total operating revenue	**0% - 15%**	-20.42%	-30.54%	-28.32%	-26.92%	-25.59%	-24.90%	-24.04%	-23.69%	-23.12%	-22.52%	-21.76%
Working Capital Ratio	Current Assets divided by Current Liabilities	**1:1.0**	2.17	3.22	3.34	3.44	3.50	3.57	3.57	3.57	3.57	3.57	3.57

Asset Sustainability Ratios are calculated on the Financial Statements as per the Draft Financial Sustainability Guidelines

Small Rural Councils like Cook Shire can show misleading ratios due to their large area, small rate base and large asset base :-

- Cook Shire's gross assets total $380 mil of which $234 mil is road infrastructure, to service these asset Cook Shire receives $6 mil in rates & charges, supplemented with $8.8 mil in FAG's grants.
- The Operating Surplus ratios are forecast to be in negative partly due to the $5.8 mil depreciation expenses attributable to those same roads
- Cook Shire roads are subject to annual climatic events and receive funding for restoration works via the NDRRA program

Cook Shire Council Annual Budget 2016-17

Movements in Reserves

For year ended 30/6/2017

	Opening Bal 1/7/2016	Transfer to Reserve	Transfer out of Reserve	Balance 30/6/2017
Refuse Levy Reserve	1,508,408	200,000	-500,000	**1,208,408**
Unspent Loan Reserve	1,300,000		-1,300,000	**0**
	2,808,408	**200,000**	**-1,800,000**	**1,208,408**

Cook Shire Council - Revenue & Expenditure Budget Comparison :2016-17 to Actual 2015-16

	Revenue			Expenditure			Surplus/(Deficit)			
	Budget 2016-17	Actual 2015-16	% Diff	Budget 2016-17	Actual 2015-16	% Diff	Budget 2016-17	Actual 2015-16	% Diff	Comment
Executive Management										
CEO's Office	0	0		836,400	677,498	23.5%	(836,400)	(677,498)	23.5%	+ 1 Admin staff
Elected Members	0	0		564,640	580,760	-2.8%	(564,640)	(580,760)	-2.8%	Wages 30k, Cr Vehicle 25k, Waivers 25k
Media & Marketing	0	0		116,400	105,504	10.3%	(116,400)	(105,504)	10.3%	Ex Comm Serv
HR & WH&S	48,000	69,764		737,250	401,640	83.6%	(689,250)	(331,876)	107.7%	+ HR Mgr, Payroll ex Corp Serv, Projects 35k
Land Tenure	0	1,781	0.0%	164,000	169,063	-3.0%	(164,000)	(167,282)	-2.0%	- 1 Land Tenure Staff
Executive Mgt Total	**48,000**	**71,545**		**2,418,690**	**1,934,465**	**25.0%**	**(2,370,690)**	**(1,862,920)**	**27.3%**	
Corporate Services										
Corporate Services Mgt	0	2,921		673,300	534,875	25.9%	(673,300)	(531,954)	26.6%	Bld R & M 107k
Asset Management				297,000	68,414		(297,000)	(68,414)	0.0%	New positions x 2
Building Maintenance				525,660	92,514		(525,660)	(92,514)		Ex Planning Dept
SES, Disaster Mgt	22,000	21,734		205,050	119,791		(183,050)	(98,057)		Annual Subsidy
TV & Radio				10,000	26,839		(10,000)	(26,839)		
Rates Operations	3,434,460	3,369,851	1.9%	221,850	164,542	34.8%	3,212,610	3,205,309	0.2%	Civica contract + 1/2 Rev staff
Financial Services										
- Grants: FAGs/Operating	7,420,000	7,209,295	2.9%		0		7,420,000	7,209,295	2.9%	FAG's General Portion
- Grants: Capital	5,381,000	7,288,673	-26.2%		0		5,381,000	7,288,673	-26.2%	Waterfront, - R4R & State
- Interest Income	130,000	257,788	-49.6%		0		130,000	257,788	-49.6%	
- Profit & Loss-Asset Sales	0	479,524			1,013		0	478,511		Land and Plant Sales
- Other Income	13,500	34,418	-60.8%		0		13,500	34,418	-60.8%	Sundry Income Workcover oncost recovery
- Insurances				265,000	244,517	8.4%	(265,000)	(244,517)	8.4%	Pub Liab $105 k, M/V $94 k, ISR $289 k
- Interest on Loans				265,000	281,305	-5.8%	(265,000)	(281,305)	-5.8%	Quarterly payment
- Other Expenses				30,000	29,945	0.2%	(30,000)	(29,945)	0.2%	Bank Charges
On cost Recovery	2,509,150	2,544,706	-1.4%	2,390,000	2,608,220	-8.4%	119,150	(63,514)	-287.6%	W/Comp $256 k
IT Services				739,200	553,505	33.5%	(739,200)	(553,505)	33.5%	+1 staff + trainee
Business Services	10,000	10,551	-5.2%	471,000	455,448	3.4%	(461,000)	(444,897)	3.6%	- Mgr + Cust Serv F/T ex Casual
Community Buildings	93,000	116,868	-20.4%	515,950	614,617	-16.1%	(422,950)	(497,749)	-15.0%	Bld R & M Bgt $145k
Events Centre	0	3,524	-100.0%	574,750	554,319	3.7%	(574,750)	(550,795)	4.3%	Bld R & M Bgt $88k (Grant?)
Natures Powerhouse	0	710		227,000	174,049	30.4%	(227,000)	(173,339)	31.0%	Mgt = nil, Bld R & M 78k
Endeavour Lodge	122,000	132,300	-7.8%	258,150	207,074	24.7%	(136,150)	(74,774)	82.1%	Bld R & M Bgt $130k
Admin & Financial Services	41,100	78,636	-47.7%	436,500	441,230	-1.1%	(395,400)	(362,594)	9.0%	Back charges Catholic School 2015-16
Stores Operations	28,000	30,311	-7.6%	146,100	150,964	-3.2%	(118,100)	(120,653)	-2.1%	One staff member replaced with casual
Admin Overheads Recovery	1,100,700	1,175,350	-6.4%	0	0		1,100,700	1,175,350	-6.4%	
Corporate Services Total	**20,304,910**	**22,757,160**	**-10.8%**	**8,251,510**	**7,323,181**	**12.7%**	**12,053,400**	**15,433,979**	**-21.9%**	

Engineering										
Mgr Engineeering Services	12,000	13,757	-12.8%	1,295,700	1,273,013	1.8%	(1,283,700)	(1,259,256)	1.9%	Pr Mgr funded by grants
Parks & Gardens	0	626		1,703,790	1,373,379	24.1%	(1,703,790)	(1,372,753)	24.1%	+ 1 staff Botanic Gdn overseer
Road Infrastructure	1,650,000	1,650,735	0.0%	6,403,200	6,600,916	-3.0%	(4,753,200)	(4,950,181)	-4.0%	FA Gs , Depn $5.6 mil
Water Infrastructure	1,854,350	1,846,705	0.4%	2,981,500	2,917,140	2.2%	(1,127,150)	(1,070,435)	5.3%	} +2 staff
Sewerage Infrastructure	1,224,000	1,232,812	-0.7%	1,688,900	1,515,441	11.4%	(464,900)	(282,629)	64.5%	}
Waste Mgt	644,900	596,790	8.1%	1,640,150	1,554,046	5.5%	(995,250)	(957,256)	4.0%	
Environmental Levy	215,000	211,321	1.7%	0	0		215,000	211,321	1.7%	
Airport Operations	746,000	729,730	2.2%	1,034,200	1,081,817	-4.4%	(288,200)	(352,087)	-18.1%	
Commercial Operations	3,000,000	5,044,491	-40.5%	846,000	1,513,487	-44.1%	2,154,000	3,531,004	-39.0%	
Works Depot	0	0		225,750	206,005	9.6%	(225,750)	(206,005)	9.6%	Bld R & M 68k (Fire services)
Plant	2,422,000	2,426,100	-0.2%	2,546,900	2,256,095	12.9%	(124,900)	170,005	-173.5%	
Private Works	44,000	190,662		38,000	45,694		6,000	144,968	0.0%	Rev $3.8 mil owed ex 2014 & 2015
Flood Damage	29,400,000	40,789,825	-27.9%	26,600,000	36,794,354	-27.7%	2,800,000	3,995,471	0.0%	
Biosecurity	333,500	349,793	-4.7%	736,550	633,999	16.2%	(403,050)	(284,206)	41.8%	Council 275k, W'down Bay 225k ex Enviro
Landcare Facilitator					10,505		0	(10,505)		Program completed
Engineering Total	**41,545,750**	**55,083,347**	**-24.6%**	**47,740,640**	**57,775,891**	**-17.4%**	**(6,194,890)**	**(2,692,544)**	**130.1%**	
Economic Dev & Comm Serv										
Comm Serv Mgt		0		603,000	285,847	111.0%	(603,000)	(285,847)	111.0%	Staff allocation + 1 Admin
Community Events	27,000	4,689		167,500	54,450	207.6%	(140,500)	(49,761)	182.3%	RV, Biz Conf, 20/20
Community Development		0		56,500	71,564	-21.0%	(56,500)	(71,564)	-21.0%	Sal 35k, Consultation 15k
Grants	0	65,893		180,100	109,782	64.1%	(180,100)	(43,889)	310.4%	Sal 87 k, Comm Grants $65k
Economic Dev/Grants	3,000	2,800	7.1%	303,500	166,344	82.5%	(300,500)	(163,544)	83.7%	Project Del $181k = Invest Attract, Develop
Arts & Culture	56,210	34,597	62.5%	97,100	107,214	-9.4%	(40,890)	(72,617)	-43.7%	RADF
Libraries	14,000	21,202	-34.0%	278,550	227,979	22.2%	(264,550)	(206,777)	27.9%	
Sports & Recreation	57,350	52,309	9.6%	249,550	281,122	-11.2%	(192,200)	(228,813)	-16.0%	Pool donation $17, Fence $9
Tourism & Events	10,500	1,512	594.4%	166,000	162,300	2.3%	(155,500)	(160,788)	-3.3%	Mgt fee 70k, Shows 20k, Proj 35k, Sign 20k
Cemeteries	8,200	5,885	39.3%	54,400	55,040	-1.2%	(46,200)	(49,155)	-6.0%	
Manager Planning & Environ.	0	235		0	101,398	-100.0%	0	(101,163)	0.0%	Director position not replaced
Planning	77,000	76,932	0.1%	705,500	379,067	86.1%	(628,500)	(302,135)	108.0%	Incl Planning Mgr
Building	98,500	76,836	28.2%	263,700	355,194	-25.8%	(165,200)	(278,358)	-40.7%	Bld Maint to Corp Serv
Local Laws & Animal	35,500	23,734	49.6%	415,700	434,300	-4.3%	(380,200)	(410,566)	-7.4%	+ 1 staff
Health & Environment	33,050	34,864	-5.2%	296,250	258,363	14.7%	(263,200)	(223,499)	17.8%	Washdown Bay 225k to Biosecurity
Community Services Total	**420,310**	**401,488**	**4.7%**	**3,837,350**	**3,049,964**	**25.8%**	**(3,417,040)**	**(2,648,476)**	**29.0%**	
Total Revenue & Exp	**62,318,970**	**78,313,540**	**-20.4%**	**62,248,190**	**70,083,501**	**-11.2%**	**70,780**	**8,230,039**	**-99.1%**	
Add Back Capital Trans	**(34,781,001)**	**(48,558,023)**	**-28.4%**	**(26,600,001)**	**(36,795,368)**		**(8,181,000)**	**(11,762,655)**		
Operating Rev & Exp	**27,537,969**	**29,755,517**	**-7.5%**	**35,648,189**	**33,288,133**	**7.1%**	**(8,110,220)**	**(3,532,616)**	1.29581	

2016 - 2017 Capital Works Monitor

Location	Project Title	In-house or external contract works	Budget Cost	REVENUE CSC Project Management Component in Budget Cost	Council Internal Wage Component (estimated)	Net Budget Cost to Council	Transferred from Council Reserves/ Advances	Revenue from Asset Sales	Total Grants Receivable 2016-17	Total Cash Cost to Council 2016-17
	Plant									
Cooktown	Plant Replacement	Contract	1,086,000	0		**1,086,000**		265,000		**821,000**
	Fleet Replacement	Contract	2,158,000	0		**2,158,000**		905,000		**1,253,000**
	Small Equipment		210,000	0		**210,000**		25,000		**185,000**
	Total Plant		**3,454,000**	**0**	**0**	**3,454,000**	**0**	**1,195,000**	**0**	**2,259,000**
	Buildings									
Cooktown	Cooktown Community Events Centre Cyclone Shelter Upgrade		1,805,437	0	10,000	**1,795,437**	490,000		**1,144,415**	**161,022**
	Depot Master Planning		77,000	0	7,000	**70,000**	70,000		**0**	**0**
	NPH: New roof and guutering		250,000			**250,000**			**0**	**250,000**
	Public Toilets : x 5 to refurbish		75,000			**75,000**			**0**	**75,000**
	Council houses x 2 renovations		190,000			**190,000**			**0**	**190,000**
	Sundry refurbishments council buildings		103,000			**103,000**			**0**	**103,000**
	Oil Storage Shed Depot workshop)		33,000	0	3,000	**30,000**			**0**	**30,000**
	Total Buildings		**2,533,437**	**0**	**20,000**	**2,513,437**	**560,000**	**0**	**1,144,415**	**809,022**
	Other Structures									
Cooktown	Infrastructure Design & Planning for 2017-18/ future Capex Works		75,000			**75,000**			**0**	**75,000**
	Cooktown Streetscape Revitalisation		77,000	0	7,000	**70,000**			**0**	**70,000**
	Dead Dog Chiller		12,000	0		**12,000**			**0**	**12,000**
	Boundary fence part Replacement - Cooktown		15,000	0		**15,000**			**0**	**15,000**
	Gable Markers/ Cones - Cooktown Airport		10,000	0		**10,000**			**0**	**10,000**
	Fuel tank Repair & Cleaning		60,000	0		**60,000**			**0**	**60,000**
Coen	Coen Depot Container Store Shed		13,200	0	1,200	**12,000**			**0**	**12,000**
	Coen Depot Fence		10,000	0	2,000	**8,000**			**0**	**8,000**
	Coen Town Fence Repair/ Replace		23,000	0	3,000	**20,000**			**0**	**20,000**
	Solar System Battery Replacement - Coen		66,000	0	6,000	**60,000**			**0**	**60,000**
	Fuel Tank Delivery Line Replacement with Stainless Steel lines Coen		15,000	0		**15,000**			**0**	**15,000**
	Linemarking Runway & Aprons - Coen Airport		15,000	0		**15,000**			**0**	**15,000**
Lakeland	Lakeland Oval Design and Scoping	In-house	30,000	0		**30,000**			**0**	**30,000**
Laura	Laura Town Fence Repair/ Replace		12,000	0	2,000	**10,000**			**0**	**10,000**
	Total Other Structures		**433,200**	**0**	**21,200**	**412,000**	**0**	**0**	**0**	**412,000**

	Waste Management									
Cooktown	Cooktown 'old' Landfill Leachate Management System		385,000	0	15,000	**370,000**	370,000		**0**	**0**
Coen	Coen Landfill Leachate/ Stormwater Management Works		132,000	0	30,000	**102,000**	102,000		**0**	**0**
	Total Waste Management		**517,000**	**0**	**45,000**	**472,000**	**472,000**	**0**	**0**	**0**
	Waterfront									
	Waterfront Works - Spent previous year.		550,000	0	50,000	**500,000**			**1,550,000**	**-1,050,000**
	Total Waterfront		**550,000**	**0**	**50,000**	**500,000**	**0**	**0**	**1,550,000**	**-1,050,000**
	Roads - Rural									
	Gravel Resheeting Program		0			**0**			**0**	**0**
	Sealed pavement rehabilitation		0			**0**			**0**	**0**
	New road centre Linemarking		0			**0**			**0**	**0**
	Musgrave Strathgorden Rd		1,600,000	139,000	261,000	**1,200,000**			**1,600,000**	**-400,000**
	Bamaga Road (Not Confirmed) ATSI $1,300,000 : PMgt $113,000		0	0		**0**			**0**	**0**
	Battlecamp Road (aka Lakefield Rd) Reconstruct and Seal -x2		820,000	0	150,000	**670,000**			**820,000**	**-150,000**
	Railway Avenue		640,000	0	160,000	**480,000**			**640,000**	**-160,000**
	Total Rural Roads		**3,060,000**	**139,000**	**571,000**	**2,350,000**	**0**	**0**	**3,060,000**	**-710,000**
	Roads - Urban									
Cooktown	Roads Major Patching	Contract	55,000	0	15,000	**40,000**			**0**	**40,000**
	Resealing program		367,500	0	17,500	**350,000**			**131,290**	**218,710**
	May St Reconstruction		209,000	0	59,000	**150,000**			**0**	**150,000**
	Charlotte St Part Reconstruction		855,000	0	150,000	**705,000**			**705,000**	**0**
	Webber Esplanade Waterfront Roadworks		800,000	0	200,000	**600,000**			**600,000**	**0**
	Garden St (Cooktown)		71,500	0	20,000	**51,500**			**0**	**51,500**
	Mason St (Cooktown)		137,500	0	50,000	**87,500**			**0**	**87,500**
Coen	Old Coen Rd seal (Coen)		66,000	0	16,000	**50,000**			**0**	**50,000**
	Toral Urban Roads		**2,561,500**	**0**	**527,500**	**2,034,000**	**0**	**0**	**1,436,290**	**597,710**
	Drainage									
Coen	Coen 'Kindergarten' Rd Drainage Pipe		16,500	0	6,500	**10,000**			**0**	**10,000**
	Total Drainage		**16,500**	**0**	**6,500**	**10,000**	**0**	**0**	**0**	**10,000**
	Bridges and Culverts									
	Cameron Creek Rd Major Culvert replacement	Contract	209,000	0	50,000	**159,000**			**0**	**159,000**
	Marriot Bridge replacement (??on Wakooka Rd or private Rd to Bathurst Head)		60,500	0	20,000	**40,500**			**0**	**40,500**
	Total Bridges/Culverts		**269,500**	**0**	**70,000**	**199,500**	**0**	**0**	**0**	**199,500**
	Footpaths									
	Coen footpath Link PDR to Oval		132,000	0	33,000	**99,000**			**0**	**99,000**
	Hogg St footpath link from Helen St to John St		65,780	0	16,445	**49,335**			**0**	**49,335**
	Furneaux St footpath from Charlotte St to Helen St		28,600	0	7,150	**21,450**			**0**	**21,450**
	Charles St footpath link State school to Christian school		65,780	0	16,445	**49,335**			**0**	**49,335**
	Helen St link Walker to Furneax to service medical centre and museum		57,200	0	14,300	**42,900**			**0**	**42,900**
	Footpath Replacement		30,000	0	10,000	**20,000**			**0**	**20,000**
	Total Footpaths		**379,360**	**0**	**97,340**	**282,020**	**0**	**0**	**0**	**282,020**
	Airports									
	Subdivision-Cooktown Airport Taxiway & Entry Road		900,000	0	200,000	**700,000**			**500,000**	**200,000**
	Total Airports		**900,000**	**0**	**200,000**	**700,000**	**0**	**0**	**500,000**	**200,000**

	Water Infrastructure									
Cooktown	Replace Annan Reservoir internal ladder & cage, with S/S		50,000		0	**50,000**			**0**	**50,000**
	Replace High Level Reservoir internal ladder complete, with S/S		50,000		0	**50,000**			**0**	**50,000**
	Replace 80mm AC pipe in Walker St		82,000		69,700	**12,300**			**0**	**12,300**
	Recoat Annan Concrete tanks & Plant filters		60,000		0	**60,000**			**0**	**60,000**
	Valve and Fire Hydrant Replacement		20,000		20,000	**0**			**0**	**0**
	Update Electrical drawings		25,000		25,000	**0**			**0**	**0**
	Replace Annan equipment shade sail on sed tank		25,000		2,500	**22,500**			**0**	**22,500**
	Install Auto Dialler at Annan plant with associated alarms		50,000		0	**50,000**			**0**	**50,000**
	Annan Treatment Plant Switchboard upgrade		50,000		5,000	**45,000**			**0**	**45,000**
Lakeland Treatment & Reticulation	Replace main Reservoir		100,000		10,000	**90,000**			**0**	**90,000**
	Install diesel generator with auto start to service water retic system		50,000		5,000	**45,000**			**0**	**45,000**
	Sink new bore to Lakeland compound to improve current supply		60,000		12,000	**48,000**			**0**	**48,000**
Laura Treatment & Reticulation	Replace Laura membranes		25,000		1,250	**23,750**			**0**	**23,750**
Coen Treatment & Reticulation	Replace Memcore plant		80,000		52,000	**28,000**			**0**	**28,000**
	Valve and Fire Hydrant Replacement		10,000		10,000	**0**			**0**	**0**
	Replace Bore 10 tank and Gal pipework		25,000		18,750	**6,250**			**0**	**6,250**
	Install basic SCADA system to capture field instrumentation		60,000		3,000	**57,000**			**0**	**57,000**
	Total Water		**822,000**	**0**	**234,200**	**587,800**	**0**	**0**	**0**	**587,800**
	Sewerage Infrastructure									
Cooktown	Manhole relining program		80,000		4,000	**76,000**			**0**	**76,000**
	Sewer camera inspection program		60,000		60,000	**0**			**0**	**0**
	Sewer relining		20,000		0	**20,000**			**0**	**20,000**
	Wastewater pump replacement program		30,000		3,000	**27,000**			**0**	**27,000**
	Magnesium Hydroxide dosing		50,000		40,000	**10,000**			**0**	**10,000**
	Update pump stations to spec and update drawings		40,000		8,000	**32,000**			**0**	**32,000**
	Replace IAT/AAT blower and refurbish replaced one		35,000		1,750	**33,250**			**0**	**33,250**
Coen Wastewater	Manhole relining program		80,000		4,000	**76,000**			**0**	**76,000**
	Sewer camera inspection program		60,000		60,000	**0**			**0**	**0**
	Sewer relining		20,000		0	**20,000**			**0**	**20,000**
	Update pump stations to spec and update drawings		20,000		16,000	**4,000**			**0**	**4,000**
	Total Sewerage		**495,000**	**0**	**196,750**	**298,250**	**0**	**0**	**0**	**298,250**
	Cook Shire Capital Budget 2016-17		**15,991,497**	**139,000**	**2,039,490**	**13,813,007**	**1,032,000**	**1,195,000**	**7,690,705**	**3,895,302**
	NDRRA									
	Flood Repairs - NDRRA Dec 2015 Monsoon event		16,000,000			**16,000,000**			**16,000,000**	**0**
	Flood Repairs - NDRRA Mar 2016 Monsoon event		12,000,000			**12,000,000**			**12,000,000**	**0**
	Total NDRRA		**28,000,000**	**0**	**0**	**28,000,000**	**0**	**0**	**28,000,000**	**0**
			43,991,497	**139,000**	**2,039,490**	**41,813,007**	**1,032,000**	**1,195,000**	**35,690,705**	**3,895,302**

<< INTENTIONALLY LEFT BLANK>>