

2026–27 BUDGET CONSULTATION  
**COMMUNITY  
INSIGHTS REPORT**



**Cook Shire**  
COUNCIL

## CONTENTS

Executive summary.....	3
Key findings at a glance .....	4
About this engagement .....	5
Who we heard from .....	6
About the data.....	7
How cost of living is affecting our community .....	8
What the community wants improved .....	9
What the community values .....	11
Community views on the rate and cost balance .....	12
Sustainability of community facilities.....	14
Community voices: free-text highlights .....	16
Broader issues beyond Council's remit .....	17
Strategic considerations .....	18
Conclusion .....	19
Appendix: Survey Monkey data.....	20

# EXECUTIVE SUMMARY

Cook Shire Council's 2026–27 Budget Engagement offered residents across the shire a voice in shaping the priorities, services and spending decisions that matter most to them. Using two complementary methods, an online survey and in-person dotmocracy sessions, Council gathered feedback from 115 respondents during February and April 2026

The engagement revealed strong and consistent community views on infrastructure, particularly roads, footpaths and drainage, which emerged as the single most pressing priority across every question asked. At the same time, residents expressed clear appreciation for parks, libraries, community facilities and events - services they want protected, not cut.

Cost of living pressure was a defining theme. Seventy-seven per cent of respondents reported moderate to severe financial pressure on their household, and this context shaped attitudes to rates, service levels and spending priorities throughout. Critically, the community did not rally around a single position on rate increases: views were spread across all options, with no clear majority. The strongest message was one of balance. Residents understand Council faces rising costs but expect efficiency to be demonstrated before increases are sought.

While most respondents were from Cooktown, the engagement also captured voices from Ayton/Bloomfield, Rossville/Helenvale, Coen, Lakeland and Rural/Remote areas, though Laura and some remote townships remain underrepresented. Where remote community voices were captured, their priorities differed meaningfully from Cooktown, with greater emphasis on animal management, waste and basic infrastructure.

This report presents a summary of what we heard, supported by data, direct quotes and thematic analysis. It informs Council's budget planning for 2026–27 and supports transparent reporting back to the community on how engagement shaped decision-making.

## KEY FINDINGS AT A GLANCE

**115**

survey responses  
*96 initial + 19  
extension*

**77%**

moderate–severe  
cost of living pressure

**49.7**

average slider score  
*0 = lower costs / 100  
= better services*


**161**

free-text responses  
*Q9 + Q10 combined*




### Top priorities for improvement

- Roads, footpaths and drainage — named by 60 respondents in their top three (55%) and 40 respondents (37%) as the single most urgent issue.
- Youth, arts, culture and recreation — second highest for improvement across all questions.
- Waste services — a growing concern, particularly among respondents outside Cooktown.
- Planning and development — a notable rise in the extended survey period.



### Services rated best value

- Parks and public spaces — highest rated for best value (51 selections, 47% of respondents).
- Community facilities including the Swimming Pool, Nature's Powerhouse and Events Centre.
- Libraries — tied with Community Events for third place.
- These services have strong community support. Residents are not asking Council to cut them.



### On rates and cost

- *No community consensus — responses spread across all rate increase options.*
- *25% prefer to keep any increase as close to 5.5% as possible.*
- *20% are unsure and need more information before forming a view.*
- *25% are open to a modest or higher increase — but only if essential services are protected.*
- *The community wants efficiency demonstrated before increases are accepted.*

# ABOUT THIS ENGAGEMENT

*Cook Shire Council conducted its 2026–27 Budget Engagement between February and April 2026. The engagement used two complementary methods to capture community views on service priorities, spending preferences and attitudes toward rates and charges.*

## Online survey

An online survey was made available to all Cook Shire residents via Council's website and social media channels. The survey was initially open for three weeks from late February 2026, receiving 96 responses at its original close. At the request of councillors who wished to improve representation from smaller and remote communities, the survey was reopened for a further two weeks in April 2026, receiving an additional 19 responses, bringing the total to 115.

The survey asked residents ten questions covering where they live, the impact of cost of living on their household, which service areas they would most like to see improved, which services they believe deliver the best value, how Council should balance affordability with service delivery, and how they feel about potential rate increases. Two open-ended questions invited free-text responses about community facilities and the single thing respondents most want improved over the next 12 months.

## In-person dotmocracy sessions

Council also planned five in-person dotmocracy sessions across the shire. Three

were successfully completed, two in Cooktown and one in Ayton. However three events scheduled for Laura, Lakeland and Rossville, were cancelled due to weather events and access challenges during the wet season.

At each session, participants received seven dot stickers, three orange (services to improve), two green (services delivering best value), one red (single biggest issue) and one gold (preferred position on the affordability versus services balance), and were asked to place them on a display board showing all service areas and a slider scale. The physical constraint of limited dots encouraged genuine prioritisation.

Results from both in-person sessions were consistent with the online survey, reinforcing confidence in the findings. Where the two methods agreed, the signal is treated as strong. Specific contextual details, including the clarification that dotmocracy responses about 'senior's housing' reflected concern about aged care availability rather than Council housing stock, are noted where relevant.

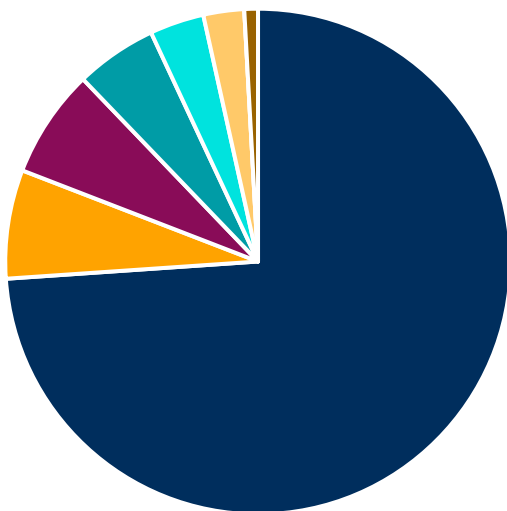
**A note on the survey extension:** The two-week extension added 19 responses. Of those, 11 came from Cooktown, 5 from Ayton/Bloomfield, 2 from Rossville/Helenvale and 1 from Coen. Lakeland and Laura recorded no responses during the extension period, despite this being a specific goal.

Importantly, extension respondents reported notably higher cost of living pressure. 68% said they were significantly affected, compared to 27% in the initial survey. This is likely influenced by broader economic conditions during April 2026 and the composition of who responded.

## WHO WE HEARD FROM

The majority of survey respondents live in Cooktown, which is consistent with its status as the largest township in the shire. Cooktown residents accounted for 74% of all responses (85 of 115). The remaining 26% came from across the shire, including Ayton/Bloomfield, Rossville/Helenvale, Coen, Lakeland and Rural/Remote areas.

Laura recorded zero responses across both the initial survey and the extension period. Several other remote communities are underrepresented relative to their population. This is an acknowledged limitation of the engagement, and Council notes that the in-person sessions, where completed, provided additional insight into remote community priorities that the survey alone could not capture.



We asked:  
Where do you live?

You said:

- Cooktown (85 respondents)
- Ayton/Bloomfield (8 respondents)
- Rossville/Helenvale (8 respondents)
- Rural/remote (6 respondents)
- Coen (4 respondents)
- Lakeland (3 respondents)
- Laura (0 respondents)
- Other (1 respondent - Marton)

Findings presented in this report reflect the views of those who participated, and do not necessarily represent the full diversity of views across Cook Shire. The Cooktown skew is an inherent limitation of an online survey approach in a geographically dispersed shire with varying digital access. Council is committed to improving remote community engagement in future consultation processes.

## ABOUT THE DATA

Online survey responses: n=115 (96 initial period, 19 extension period). In-person dotmocracy: completed at Cooktown and Ayton; Laura, Lakeland and Rossville sessions cancelled due to weather and access challenges. Survey responses are self-selected and not statistically representative of the full Cook Shire population. Q3 (select three) had 109 respondents, Q4 had 108, Q5 had 109, Q6 had 105, Q7 had 105, Q8 had 101, Q9 had 89, Q10 had 89.

One in-person dotmocracy result warrants specific note: a green dot attributed to 'customer service' at Cooktown was placed by a participant at the Cooktown Markets, who indicated they were voting positively for Council's presence at the markets, not specifically for the customer service function. This has not been interpreted as a rating of the customer service team.

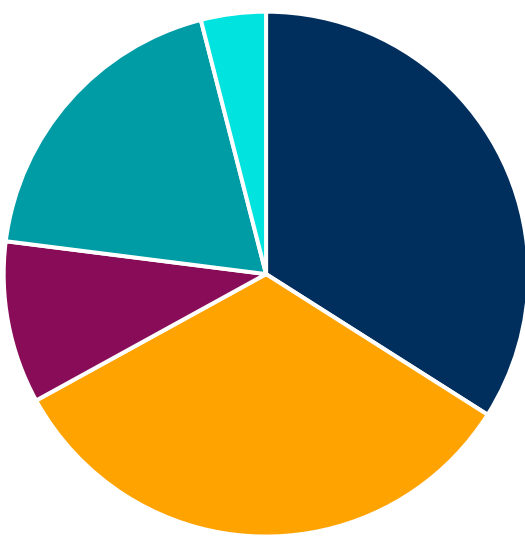
An Ayton participant placed a red dot against parks and gardens and made an on-record statement that the dot reflected concern about Cooktown waterfront lighting being too bright and potentially impacting sea turtle nesting and migratory behaviour. This has been noted separately and referred to the relevant operational team. It should not be interpreted as dissatisfaction with parks and gardens as a service.

Findings should be read as indicative of community sentiment among those who participated, not as a statistically precise measurement of shire-wide opinion.

# HOW COST OF LIVING IS AFFECTING OUR COMMUNITY

*Before asking about rates, services or priorities, Council asked residents how much the current cost of living is affecting their household. The results were striking: 77% of respondents reported moderate, significant or severe financial pressure with only 4% saying they are not affected at all.*

This finding is the most important context for everything else in this report. Cost of living pressure is not an abstract concern, it is the lens through which our community is reading every budget decision, every rate notice and every service change. This context is important for Council to consider in all budget communications.



We asked:

How much is the current cost of living affecting your household?

You said:

- Significantly (34%)
- Moderately (33%)
- Severely (10%)
- Slightly (19%)
- Not at all (4%)

The extension survey period (April 2026) recorded even higher levels of pressure, with 68% of those respondents saying cost of living is significantly affecting their household — more than double the initial survey rate of 27%. This spike is likely influenced by broader economic conditions at the time, including fuel price volatility and national cost pressures, as well as differences in who responded during each period.

*"Cost of living is making entertainment and recreation a luxury. Having restrictions would really impact quality of life for the majority of rate payers.*

# WHAT THE COMMUNITY WANTS IMPROVED

*Three separate questions asked residents to identify which service areas need the most attention. While the questions were worded differently, (selecting three improvement priorities, identifying two best-value services, and naming the single most urgent issue) one finding was consistent across all three: roads, footpaths and drainage.*

## **Roads, footpaths and drainage**

Roads were selected as a priority for improvement by 60 respondents (55% of those who answered Q3), making it the most-nominated service area by a considerable margin. When asked to name just one service area that most urgently needs attention, 40 respondents (37%) named road; more than three times the next highest response. In-person dotmocracy sessions at both Cooktown and Ayton confirmed this finding independently.

The free-text responses added important geographic specificity. Respondents named particular streets, intersections and problem areas including Bloodwood Road in Bloomfield, Power Street, Charles/Keable/Melaluca Streets, Railway Avenue, Charlotte Street footpaths, Rossville paths, and the drainage at Marton. Multiple respondents noted that roadside maintenance: slashing, drain cleaning, and heritage gutter upkeep, falls behind on unsealed and rural roads compared to sealed town roads.

This signal has appeared consistently in previous engagement. The community is not simply asking for more spending on roads, they are asking for visible, lasting results and better maintenance of what already exists.

## **Youth, arts, culture and recreation**

Youth, arts, culture, sport and recreation programs were selected by 43 respondents (39%) as one of their top three improvement priorities, the second highest of any service area. In the single-priority question, 8 respondents named this as their most urgent issue. Free-text responses emphasised a specific and recurring gap: the lack of supervised after-school care for primary-school-aged children.

While Council's direct delivery of childcare is limited, the strength and consistency of this signal, raised independently by multiple respondents, suggests it warrants acknowledgement, and potentially advocacy to state and federal governments who have greater responsibility in this space.

## **Waste services**

Waste services were selected by 35 respondents (32%) for improvement in Q3, and named by 10 respondents as the single most urgent issue, making it the third-highest priority for immediate attention. This signal was particularly pronounced in Ayton, where waste was the joint top concern alongside animal management in the in-person dotmocracy session.

Free-text responses pointed to specific concerns: high dump fees, the removal of free green waste disposal, the closure of the waste transfer station on Saturdays, the lack of kerbside recycling, and the environmental cost of trucking waste to Springmount rather than establishing a lower Cape York landfill site

## **Planning and development**

Planning and development was selected by 28 respondents (26%) in the improvement question, notably rising to 44% among respondents who participated in the extended survey period. While the sample for the extension is small (18 respondents to Q3), the jump is significant enough to warrant monitoring. Free-text responses suggest this may be linked to concerns about housing availability, project planning quality and the perception that new assets are being created before existing ones are adequately maintained,

## **Animal management**

Animal management was selected by 24 respondents (22%) for improvement and named by 6 as the single biggest issue. This was particularly prominent in remote communities, it was the top concern at Ayton's in-person session, and was raised multiple times in free-text responses relating to stray dogs, unregistered animals, and safety concerns in both Cooktown and Coen.

This is consistent with last year's feedback, which also identified animal management as a community concern.

# WHAT THE COMMUNITY VALUES

*Parks and public spaces, community facilities, libraries and community events received the strongest positive recognition, and the community does not want these services cut.*

## **Parks and public spaces**

Parks and public spaces received the highest number of best-value selections of any service (51 selections, 47% of respondents). Green dots at both in-person locations were concentrated here.

Free-text responses praised specific parks and public areas while also identifying maintenance concerns, including the cleanliness of the bowling club playground and heritage gutter upkeep.

## **Community facilities**

Community facilities, including the Cooktown Swimming Pool, Nature's Powerhouse and the Cooktown Events Centre, were selected by 38 respondents (35%) as delivering best value.

Despite this positive recognition, free-text responses offered nuanced feedback on each:

- **The Cooktown Swimming Pool** is highly valued but perceived as inaccessible to many working residents due to lesson timetabling, limited public hours and restricted lane access. Respondents suggested extended opening hours, more memberships, and a children's wading pool.
- **Nature's Powerhouse** is praised for quality, tourism value and its link to the Botanic Gardens, but criticised for its tourist information function, which several respondents noted is rarely staffed during peak season. Suggestions included evening events, expanding the gift shop, leasing the café and introducing a \$2 visitor entry fee.

- **The Cooktown Events Centre** is seen as underutilised, with respondents suggesting more paid programs, venue hire and community events to generate income and offset costs.

## **Libraries**

Libraries across the shire, including branches at Coen, Cooktown, Lakeland and Ayton, received 27 best-value selections (25%), tied with community events. The Ayton Library was specifically highlighted as an important community resource, with respondents requesting improved maintenance of the adjacent playground and no reduction in opening hours.

## **Community events**

Community events received 27 best-value selections and were also selected by 28 respondents as a priority for improvement, reflecting that the community values events but wants more variety and frequency. Ayton residents specifically highlighted events during the dotmocracy session, underscoring the importance of social programming in smaller communities.

One respondent raised concerns that Cooktown's signature tourism events are declining and argued the current arts and culture focus is no longer attracting visitors. This view was not representative of the broader feedback, which was largely positive about events.

## COMMUNITY ON BALANCING RATES VS COSTS

Residents were asked to position their preference on a slider ranging from 0 (keep costs lower, even if some services are reduced) to 100 (maintain or improve service levels, even if costs increase). The average score across 105 respondents was 49.7, with a median of 50. Almost half of all respondents placed themselves in the middle band between 41 and 60.

The extension period respondents recorded a lower average of 45.4, reflecting their higher levels of cost-of-living pressure. The initial survey respondents averaged 50.5. Neither group sent a strong signal in either direction indicating that the community is genuinely divided, and any budget communication should acknowledge this rather than claiming a mandate.

### Why respondents chose their position

When asked why they chose their slider position, respondents could select multiple reasons. The most common responses were:

- Cost of living pressures are already too high — 42 respondents (40%)
- I don't want services reduced, but I am concerned about affordability — 36 respondents (34%)
- Essential services should be protected, even if it costs more — 32 respondents (30%)
- User-pays fees should be used more where possible — 20 respondents (19%)
- I support maintaining services even if it requires higher rates or fees — 18 respondents (17%)
- Some services could be reduced if it keeps costs down — 17 respondents (16%)
- Council should focus on efficiency first — 15 respondents (14%)

The top responses reveal a community caught between two genuine concerns: the recognition that essential services need to be maintained, and the financial reality that many households cannot absorb further cost increases. The call for efficiency was prominent — residents want to see Council spending its existing resources well before seeking more.

*"Council need to spend more time and planning on infrastructure, which appears to be wasting time and money — ie speed humps."*

*"Lower rates please."*

## Views on rate increases

When asked specifically about whether a rate increase above the 5.5% level of previous years might be necessary, and how they felt about that prospect, respondents were spread across all options:

<b>HOLD THE LINE OR AVOID INCREASES</b>	56% — 56 respondents	
Keep any increase as close to 5.5% as possible	<b>25%</b>	n=25
Avoid increases — reduce service levels instead	<b>16%</b>	n=16
Avoid increases — increase user-pays fees instead	<b>15%</b>	n=15

<b>UNDECIDED NEED MORE INFORMATION</b>	20% — 20 respondents	
Unsure / need more information to decide	<b>20%</b>	n=20

<b>OPEN TO INCREASES IF SERVICES ARE PROTECTED</b>	25% — 25 respondents	
Modest increase above 5.5% — if services protected	<b>14%</b>	n=14
Higher increase — for long-term sustainability	<b>11%</b>	n=11

<b>56%</b> want to hold at or below 5.5%	<b>20%</b> undecided — need clearer information	<b>25%</b> open to increases if services protected
---	--	---

*n=101 respondents. Bar widths are proportional to percentage share of total respondents.*

There is no community mandate for any particular approach. The largest single group (25%) prefers to stay as close to 5.5% as possible, while 20% are genuinely undecided. The undecided group is significant: these are community members who want more information before forming a view. This places a responsibility on Council to communicate clearly about what different scenarios mean in dollar terms for households, and what trade-offs each option involves.

Approximately 25% of respondents would accept a modest or higher increase, but only conditionally, if essential services are demonstrably protected. This conditional support underscores the importance of connecting any rate decision to visible service outcomes.

# SUSTAINABILITY OF COMMUNITY FACILITIES

Question 9 invited open-ended responses about how Council could best balance cost, access and value for community facilities into the future. Eighty-nine respondents answered, providing some of the most constructive and specific feedback in the entire engagement. Common themes are summarised below.

## User-pays and alternative revenue

The most frequently recurring theme was support for user-pays models — particularly for visitors and tourists. Many respondents expressed comfort with surcharges for non-residents while wanting to protect affordability for local ratepayers.

*"User pays — concessions for pension card holders but definitely a surcharge for tourists."*

*"A fair user-pays scheme is the best option. One that considers all locals equal. No discrimination for race or age."*

*"Have user pay internet services, USB charging docks. Lease the Powerhouse café and have \$2 entry to the visitor centre. Be innovative in finding ways to generate income that places limited pressure on struggling families."*

## Grants, volunteers and partnerships

Multiple respondents encouraged Council to pursue grant funding aggressively and to build volunteer programs to reduce staffing costs. Suggestions included partnering with schools (to access education funding for pool use), linking with community organisations, and cross-training staff to improve efficiency.

*"Search for as many grants as possible from varied avenues. The pool is used by multiple schools in the area — is their funding available for this reason? Reaching out and linking in with schools and other orgs for regular engagement and use of the other facilities would help increase value."*

*"Facilitate youth traineeships with schools. Create a volunteer program — train up volunteers and offer them incentives."*

## **Solar and operational efficiency**

Several respondents raised solar installation as a practical, visible way to reduce operating costs across facilities. Others called for staffing reviews and adjusted opening hours during low-demand periods.

*"Install solar on the roof of each venue to reduce power costs. Install vending machines at each venue for passive income."*

*"Reconsidering reducing opening hours in non-peak times to reduce human resource costs. Cross train staff."*

## **Remote community equity**

One respondent from Coen highlighted that all listed facilities are located in Cooktown, making the question difficult to answer from a remote community perspective. The same respondent noted that Coen's waste facility is environmentally inadequate, and that drinking water quality in Coen is poor and inconsistent.

*"Would be great if Council could put as much resources into Coen as they do Cooktown. Our waste facility is environmentally terrible and the water quality is also terrible and constantly tastes weird."*

*Another respondent simply noted: 'I don't use the facilities enough to be able to provide an answer — all listed facilities are based in Cooktown.'*

## COMMUNITY VOICES: FREE-TEXT HIGHLIGHTS

The single free-text question, 'What is the ONE thing you would most like Council to improve over the next 12 months?' produced 89 responses covering a wide range of concerns. The following are direct quotes:

<p><b>Infrastructure and roads</b> <i>Most cited theme</i></p>	<p><b>Children, youth and community</b> <i>2nd most cited</i></p>
<p><i>"Roads, drainage, upgrade playground in Ayton.</i></p>	<p><i>"After school care / supervised activities for PRIMARY AGED students.</i></p>
<p><i>"Footpath in Charlotte St on the bank side from the petrol station to the Sovereign — to be fixed.</i></p>	<p><i>"Youth programs for Primary School kids after school and on weekends.</i></p>
<p><i>"Drainage at Marton.</i></p>	<p><i>"More after school events / sports for primary school aged kids. If possible, a full, supervised after-school care program at the Events Centre.</i></p>
<p><i>"Keep heritage gutters cleaned and maintained in Cooktown.</i></p>	<p><i>"Childcare.</i></p>
<p><i>"Fixing things faster — like flood cameras and potholes. Mowing the grass beside the roads quicker.</i></p>	<p><b>Communication and governance</b> <i>4th most cited</i></p> <p><i>"Community engagement.</i></p> <p><i>"More accountability over budget and projects.</i></p>
<p><i>"Waste management sites and bins; establish a landfill site for rubbish on lower Cape York instead of huge cost of trucking waste to Springmount.</i></p>	<p><i>"Public understanding of what is actually required from Council — I think living in a small town makes the public have an overinflated understanding of what's required and holds the organisation to unrealistic expectations.</i></p>
<p><b>Environment and animal management</b> <i>3rd most cited</i></p>	
<p><i>"Stop allowing anyone to own an unsprayed dog/cat unless they are registered breeders.</i></p>	
<p><i>"Recycling and consistent communication with waste management.</i></p>	
<p><i>"Feral animal control.</i></p>	
<p><i>"Drinking water in Coen.</i></p>	

89 responses to Q10 (open text). Quotes are direct and lightly edited for punctuation only. Themes reflect the most common groupings across all responses.

## **BROADER ISSUES BEYOND COUNCIL'S REMIT**

Several respondents raised issues that fall primarily or entirely within the remit of state and federal governments, including:

- Reopening the maternity/birthing service at Cooktown Hospital.
- Housing availability including senior's housing and rental affordability.
- Childcare. Noted multiple times as an urgent gap for working families.
- Medical services for communities outside Cooktown.
- Police station coverage and community safety.

While these matters are outside Council's direct delivery responsibility, they reflect genuine unmet needs in the community. Council acknowledges these concerns and is committed to advocating to state and federal governments on community wellbeing issues where appropriate.

# STRATEGIC CONSIDERATIONS

The community's feedback provides strong direction but also illustrates the complexity of budgeting across a shire as vast and diverse as Cook Shire. The following considerations reflect the key tensions and opportunities emerging from this engagement.

## **Roads: A consistent and urgent signal**

Roads, drainage and footpaths have emerged as the community's number one priority in this engagement and have appeared in previous years' feedback too. The consistency of this signal across survey questions, in-person sessions and free-text responses means it warrants priority consideration in budget deliberations. Budget communications for 2026–27 should include specific and transparent information about what Council is doing on roads infrastructure, including maintenance schedules, investment levels and the factors that constrain faster progress.

## **Demonstrating efficiency before asking for more**

With no community consensus on rate increases, and a significant proportion of respondents citing cost of living pressure and the desire for Council to demonstrate efficiency first, the credibility of any rate discussion depends on what has been communicated beforehand. Highlighting visible efficiency improvements including reduced rework, better procurement, grant wins, and operational savings, will carry more weight with a cost-pressured community than financial arguments alone.

## **Protecting valued services while finding smarter ways to run them**

Parks, libraries, the Swimming Pool, Nature's Powerhouse and community events have genuine community support. The feedback does not suggest these services should be cut — but it does offer practical ideas for running them better: user-pays models, visitor surcharges, solar installation, grants, volunteer programs, better activation of the Events Centre, and smarter opening hours. Council has an opportunity to respond to both the appreciation and the ideas.

## **Advocacy for issues beyond Council's remit**

Aged care, childcare, maternity services, housing availability and Coen's water quality all emerged from this engagement. While Council cannot deliver these services directly, there is an opportunity for Council to position itself as an active advocate on these matters with State and Federal governments, and to communicate clearly with the community when it does so.

## **Improving remote community engagement**

The zero response rate from Laura, the low response rate from Lakeland, and the absence of completed in-person sessions in three communities, means this engagement has heard from some parts of Cook Shire much more than others. Where remote voices were captured — particularly at Ayton — priorities differed measurably from Cooktown: animal management and waste dominated, and cost of living pressure was higher. Future engagement should include deliberate, resourced outreach to remote communities through channels and formats suited to those contexts.

## **CONCLUSION**

The 2026–27 Budget Engagement heard from 115 residents across Cook Shire. While the sample is Cooktown-weighted and has geographic limitations, the findings are consistent and clear on the issues that matter most to our community.

Roads infrastructure is the community's most urgent priority. Cost of living pressure is real, widespread and shaping attitudes to every spending decision. The services community members value most (parks, the pool, the library, Nature's Powerhouse and events) enjoy strong support and should be protected. And the community has ideas: practical, community-grounded suggestions for how Council can generate revenue, reduce costs and deliver better outcomes with existing resources.

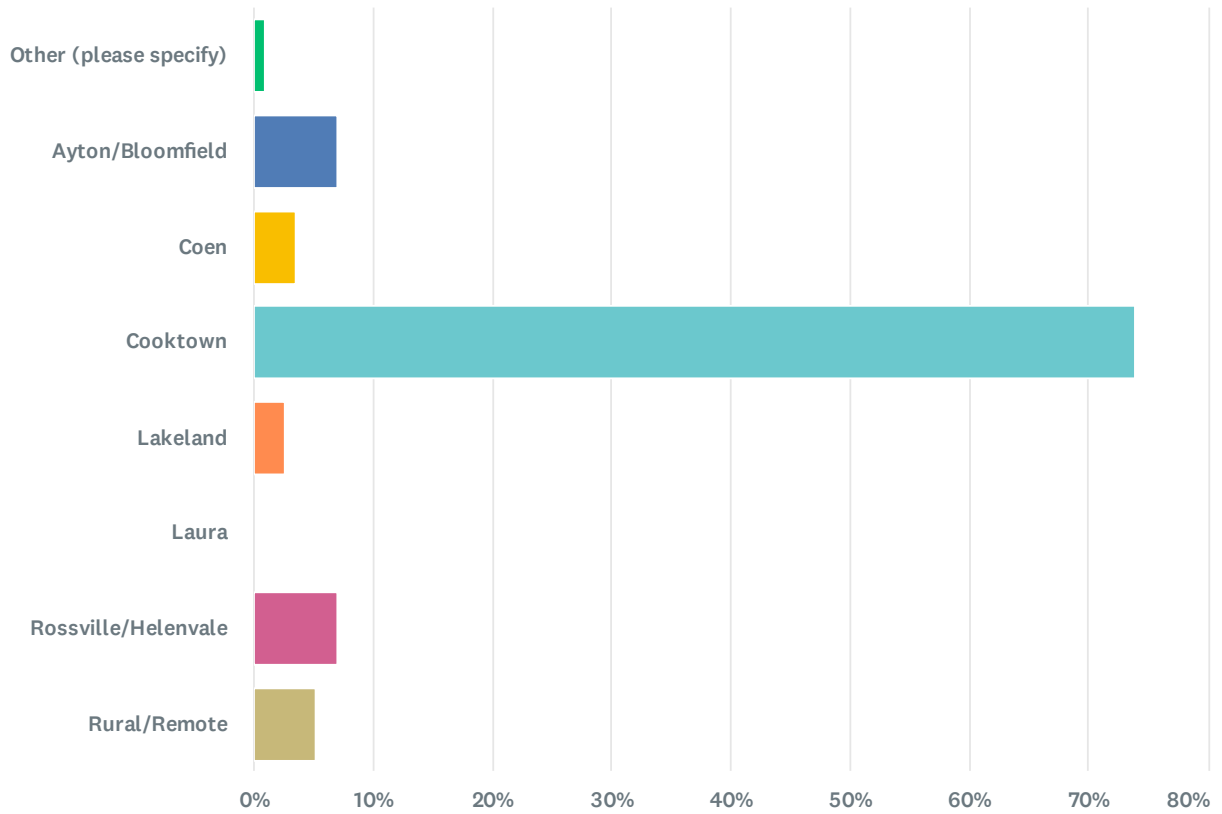
The 2026–27 Budget will require careful prioritisation across competing community needs. Where trade-offs are necessary, Council will communicate these clearly and transparently.. But the findings in this report should be used to inform Council's budget deliberations, and where Council's decisions align with community priorities, residents should be able to see the connection clearly.

'Where budget decisions reflect competing priorities or financial constraints that differ from individual community preferences, clear communication of the reasoning will be important for maintaining community trust. Cook Shire Council thanks every resident who took the time to participate in this engagement. Your input matters and helps shape the shire we all share.

**APPENDIX: SURVEY MONKEY DATA**

Q1 115 responses

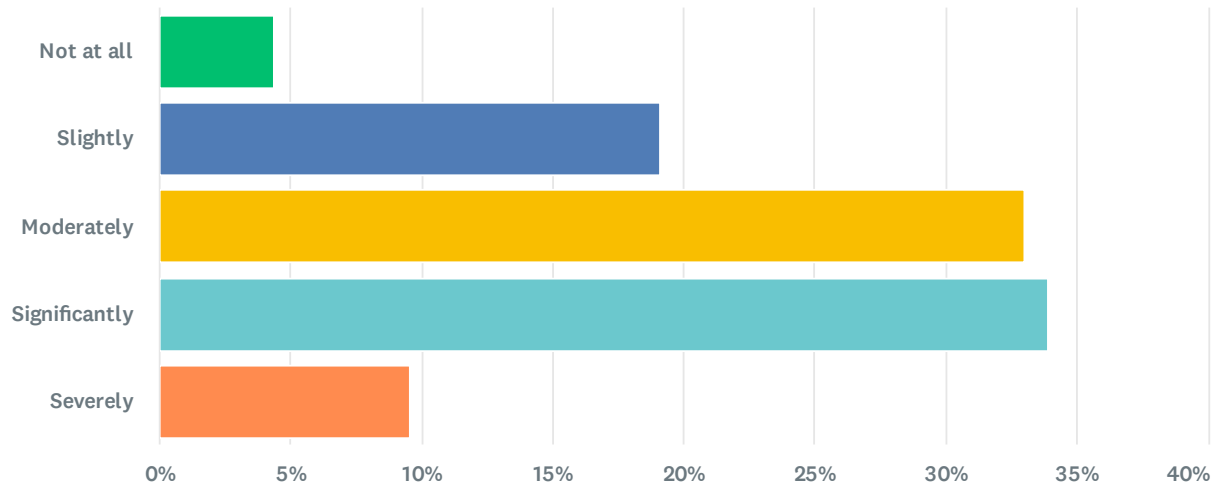
### Where do you live?



#	OTHER (PLEASE SPECIFY)	DATE
1	Marton	3/2/2026 7:44 AM

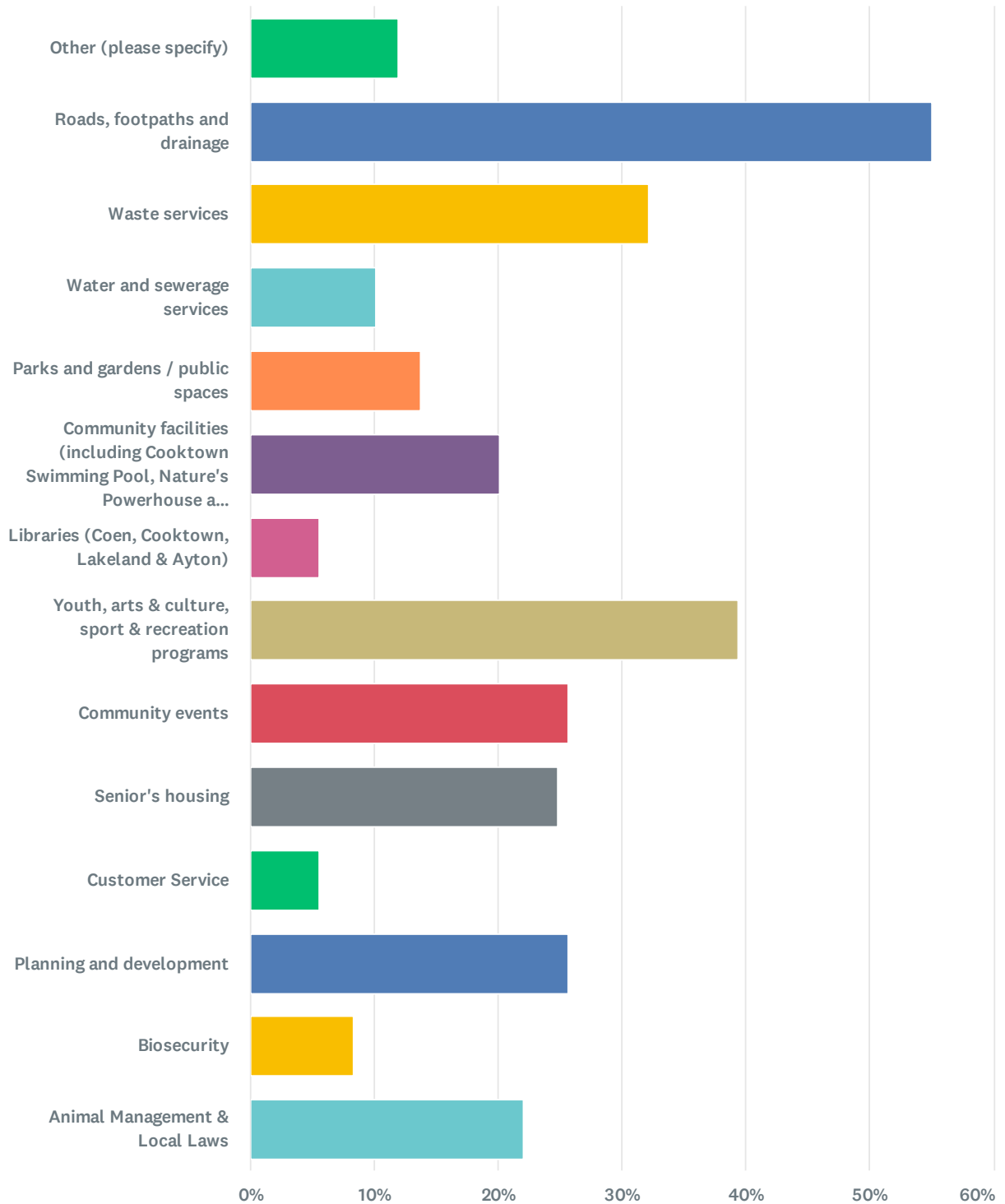
Q2 115 responses

### How much is the current cost of living affecting your household?



Q3 109 responses

**Which THREE (3) service areas would you most like to see improved or strengthened? (select 3)**



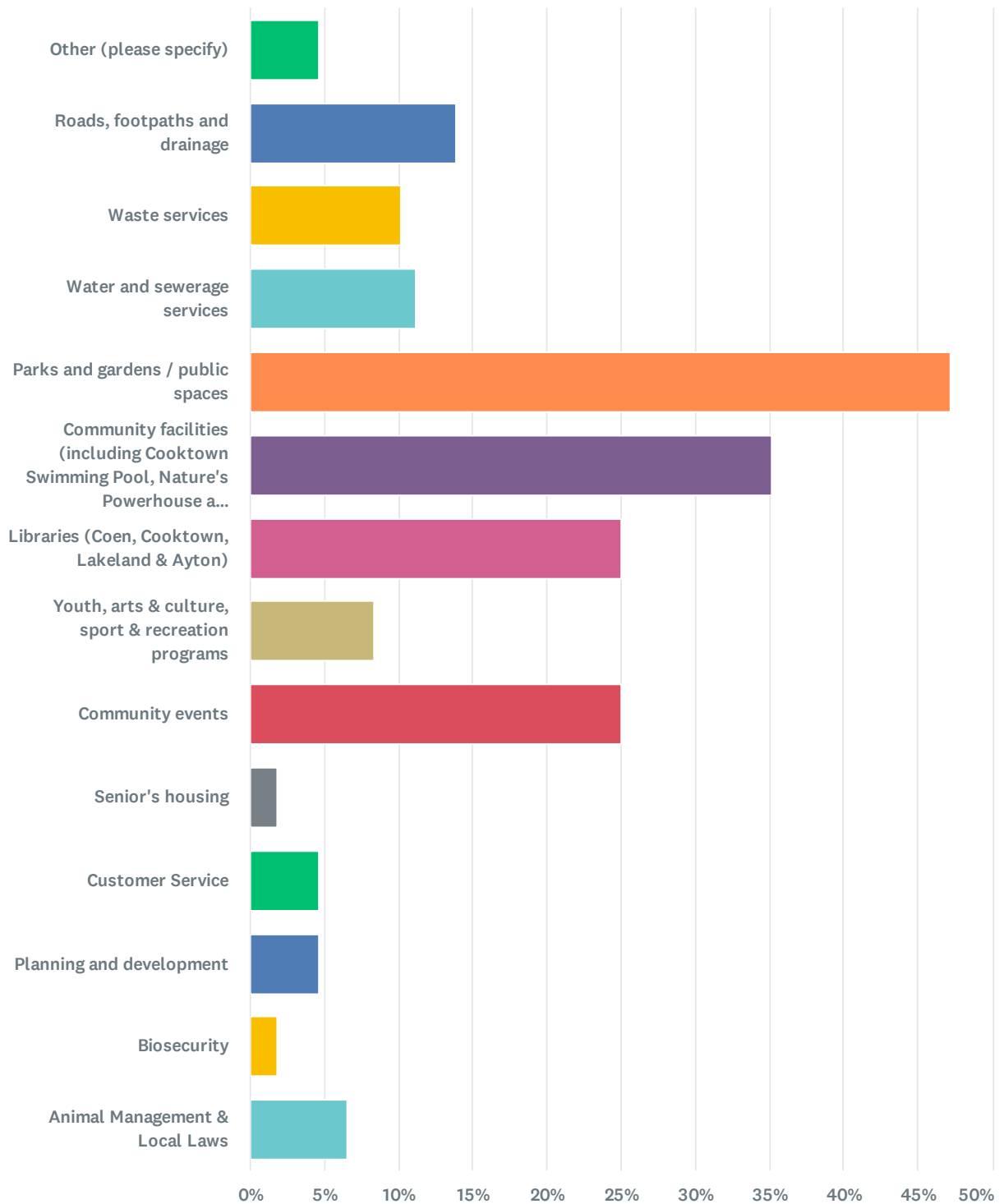
#	OTHER (PLEASE SPECIFY)	DATE
1	not applic	3/23/2026 11:24 AM
2	not applic	3/23/2026 11:22 AM
3	Weeds & feral	3/12/2026 1:39 PM

## Cook Shire Council 2026-27 Budget Engagement

4	Youth Crime and Crime in general. Police station open 24/7	3/11/2026 2:45 PM
5	Some important Flood cameras aren't working for a while	3/5/2026 9:11 AM
6	senior's housing, supermarket, black spots	3/4/2026 1:48 PM
7	Maintainence of rural residential roads, such as slashing roadsides, it happens on sealed roads but not dirt roads and some of these experience high traffic.	3/3/2026 3:57 PM
8	Communications	3/2/2026 6:20 PM
9	Child care!	3/2/2026 12:40 PM
10	Ph and internet	3/2/2026 9:31 AM
11	Senior services so life long partners aren't separated at end of life	3/2/2026 7:48 AM
12	A bace on the Moon	2/24/2026 12:14 PM
13	Childcare options	2/18/2026 9:17 PM

Q4 108 responses

**Which TWO (2) Council service area do you think are delivering the best value for the community? (Select two)**



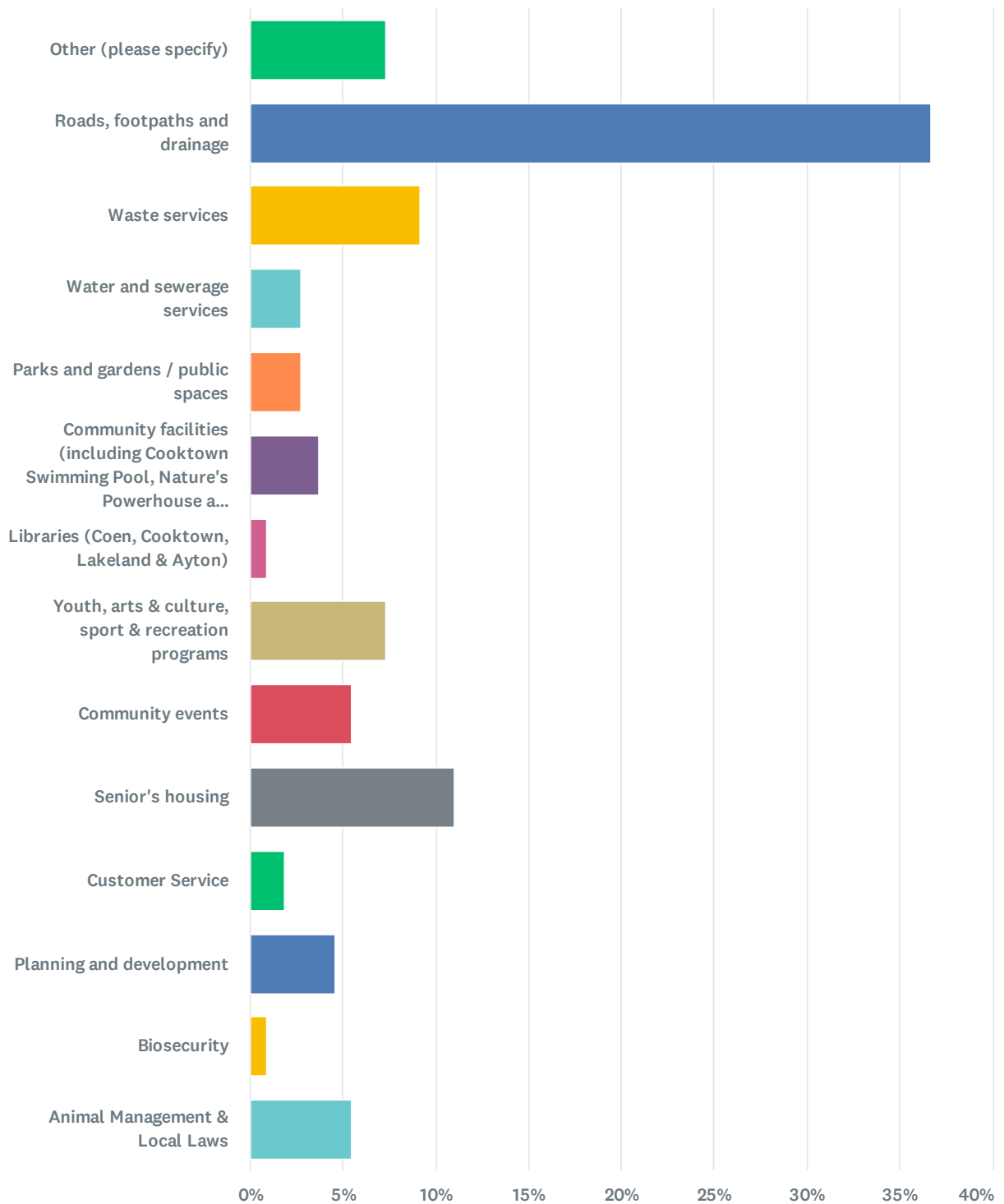
#	OTHER (PLEASE SPECIFY)	DATE
1	xxxx	4/5/2026 8:23 AM
2	no applic	3/23/2026 11:24 AM
3	not complete	3/23/2026 11:22 AM

# Cook Shire Council 2026-27 Budget Engagement

4	None	3/3/2026 8:56 PM
5	None	3/1/2026 7:00 PM

Q5 109 responses

**Which ONE Council service area do you think most needs attention right now?  
(Select one)**



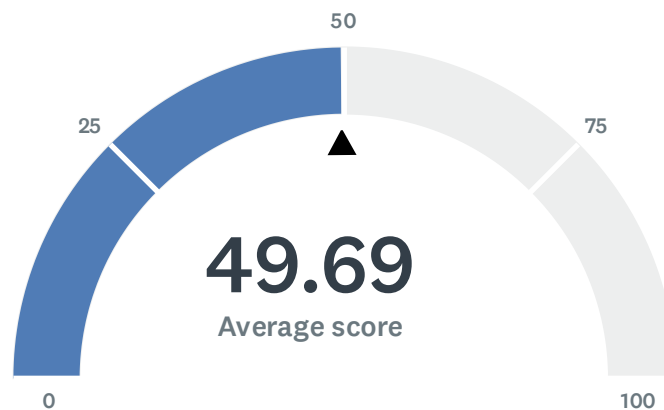
#	OTHER (PLEASE SPECIFY)	DATE
1	Weeds	3/12/2026 1:39 PM
2	Not sure. They all could somehow do with some attention	3/12/2026 7:56 AM
3	crime, more cameras and lighting	3/11/2026 2:45 PM

## Cook Shire Council 2026-27 Budget Engagement

4	programs to help youth get apprenticeships/traineeships, assistance (funding, programs) to get licences (driver, white card, blue card, etc)	3/4/2026 1:48 PM
5	Roads outside of "town" ie. Railway Ave	3/3/2026 3:57 PM
6	Child care	3/2/2026 12:40 PM
7	I actually think we need less services.	2/24/2026 12:14 PM
8	Childcare options	2/18/2026 9:17 PM

Q6 105 responses

Please use the slider below to show where you think Council should aim to balance affordability and service delivery. Moving the slider to the left indicates a preference for keeping costs lower, even if this means reducing some service levels. Moving the slider to the right indicates a preference for maintaining or improving service levels, even if costs increase. The middle position reflects a balanced approach. There are no right or wrong answers — we are interested in your view.



Basic statistics				
Minimum	Maximum	Median	Mean	Standard Deviation
0.00	100.00	50.00	49.69	20.45

#		DATE
1	50	4/8/2026 6:15 PM
2	47	4/6/2026 4:40 PM
3	49	4/6/2026 4:15 PM
4	49	4/5/2026 5:24 PM
5	39	4/5/2026 4:33 PM
6	50	4/5/2026 1:30 PM
7	37	4/5/2026 8:25 AM
8	53	4/4/2026 8:15 PM
9	4	4/4/2026 7:26 PM

## Cook Shire Council 2026-27 Budget Engagement

10	53	4/4/2026 6:32 PM
11	54	4/4/2026 5:52 PM
12	53	4/4/2026 5:03 PM
13	40	4/4/2026 4:38 PM
14	49	4/4/2026 4:21 PM
15	48	4/4/2026 4:02 PM
16	51	4/4/2026 3:20 PM
17	82	3/23/2026 11:24 AM
18	82	3/23/2026 11:22 AM
19	3	3/23/2026 11:18 AM
20	54	3/23/2026 11:15 AM
21	58	3/13/2026 8:30 AM
22	75	3/13/2026 6:45 AM
23	71	3/12/2026 5:46 PM
24	69	3/12/2026 1:49 PM
25	59	3/12/2026 1:45 PM
26	7	3/12/2026 1:41 PM
27	55	3/12/2026 9:47 AM
28	49	3/12/2026 8:51 AM
29	16	3/11/2026 8:42 PM
30	70	3/11/2026 8:42 PM
31	48	3/11/2026 7:47 PM
32	50	3/11/2026 6:36 PM
33	48	3/11/2026 4:29 PM
34	49	3/11/2026 3:55 PM
35	49	3/11/2026 2:46 PM
36	45	3/10/2026 6:59 PM
37	47	3/10/2026 7:34 AM
38	46	3/6/2026 6:39 PM
39	99	3/6/2026 6:10 PM
40	51	3/6/2026 4:27 PM
41	42	3/6/2026 2:38 PM
42	11	3/5/2026 12:04 PM
43	27	3/5/2026 11:03 AM
44	32	3/5/2026 9:14 AM
45	64	3/4/2026 4:02 PM
46	26	3/4/2026 3:40 PM
47	51	3/4/2026 3:07 PM
48	86	3/4/2026 2:38 PM
49	50	3/4/2026 2:33 PM
50	59	3/4/2026 1:58 PM

## Cook Shire Council 2026-27 Budget Engagement

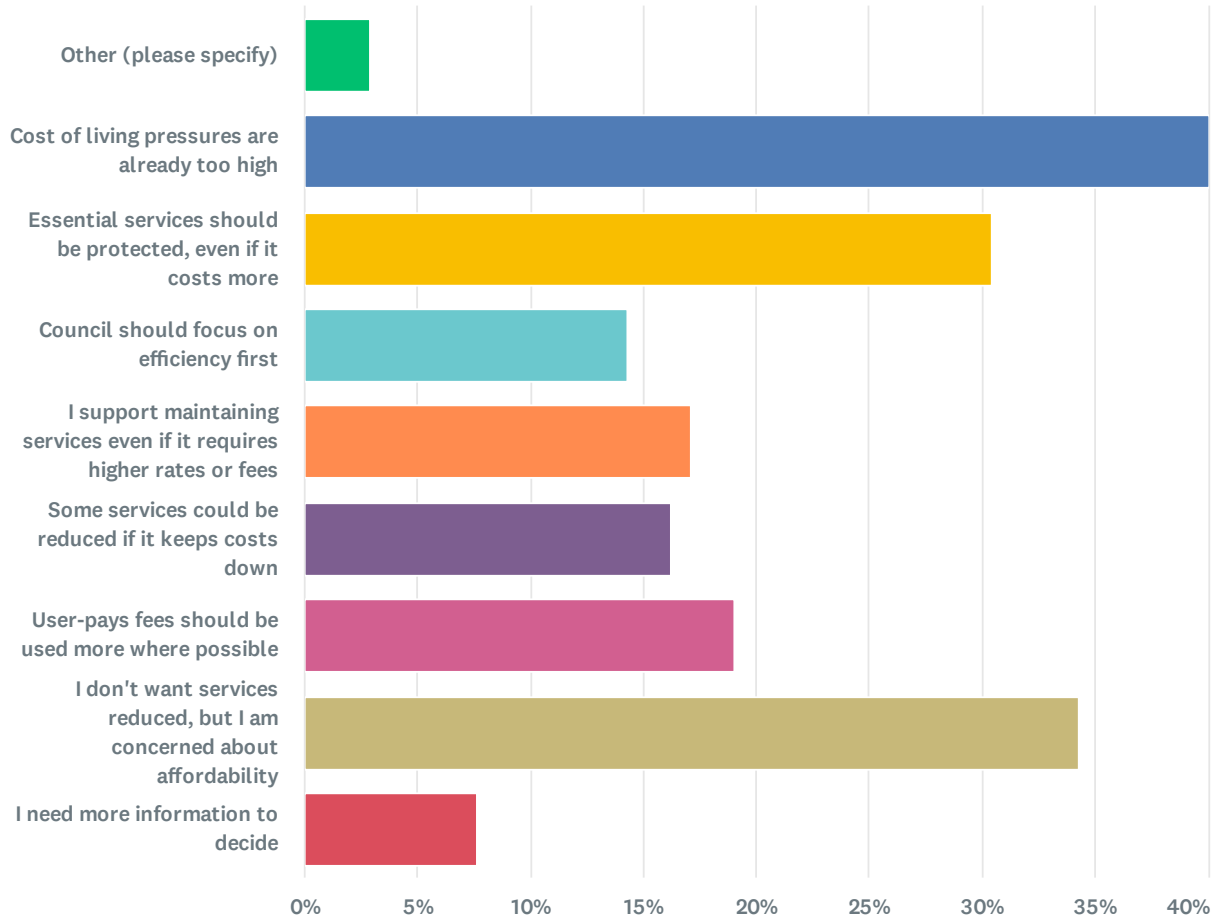
51	51	3/4/2026 1:50 PM
52	49	3/4/2026 1:42 PM
53	57	3/4/2026 1:39 PM
54	11	3/4/2026 1:30 PM
55	61	3/4/2026 12:41 PM
56	55	3/4/2026 4:20 AM
57	30	3/3/2026 8:57 PM
58	43	3/3/2026 7:35 PM
59	0	3/3/2026 4:00 PM
60	70	3/3/2026 3:44 PM
61	68	3/3/2026 1:27 PM
62	56	3/3/2026 12:29 PM
63	58	3/3/2026 10:52 AM
64	98	3/2/2026 11:39 PM
65	65	3/2/2026 7:49 PM
66	52	3/2/2026 7:35 PM
67	31	3/2/2026 6:23 PM
68	100	3/2/2026 5:43 PM
69	52	3/2/2026 2:26 PM
70	49	3/2/2026 12:45 PM
71	69	3/2/2026 12:41 PM
72	61	3/2/2026 9:32 AM
73	33	3/2/2026 7:51 AM
74	62	3/2/2026 7:51 AM
75	100	3/2/2026 7:46 AM
76	51	3/2/2026 7:15 AM
77	18	3/2/2026 7:05 AM
78	29	3/1/2026 10:34 PM
79	64	3/1/2026 9:26 PM
80	63	3/1/2026 9:22 PM
81	39	3/1/2026 8:56 PM
82	52	3/1/2026 8:11 PM
83	40	3/1/2026 8:11 PM
84	69	3/1/2026 8:09 PM
85	50	3/1/2026 8:09 PM
86	50	3/1/2026 8:02 PM
87	52	3/1/2026 7:38 PM
88	13	3/1/2026 7:34 PM
89	49	3/1/2026 7:10 PM
90	47	3/1/2026 7:08 PM
91	32	3/1/2026 7:01 PM

## Cook Shire Council 2026-27 Budget Engagement

92	49	3/1/2026 6:54 PM
93	67	3/1/2026 6:44 PM
94	51	3/1/2026 6:39 PM
95	23	3/1/2026 6:29 PM
96	7	3/1/2026 6:16 PM
97	60	2/25/2026 6:55 PM
98	70	2/25/2026 4:53 PM
99	59	2/25/2026 4:17 PM
100	75	2/25/2026 4:15 PM
101	0	2/24/2026 12:17 PM
102	50	2/20/2026 10:17 AM
103	51	2/19/2026 4:25 PM
104	47	2/18/2026 9:18 PM
105	53	2/16/2026 8:02 AM

Q7 105 responses

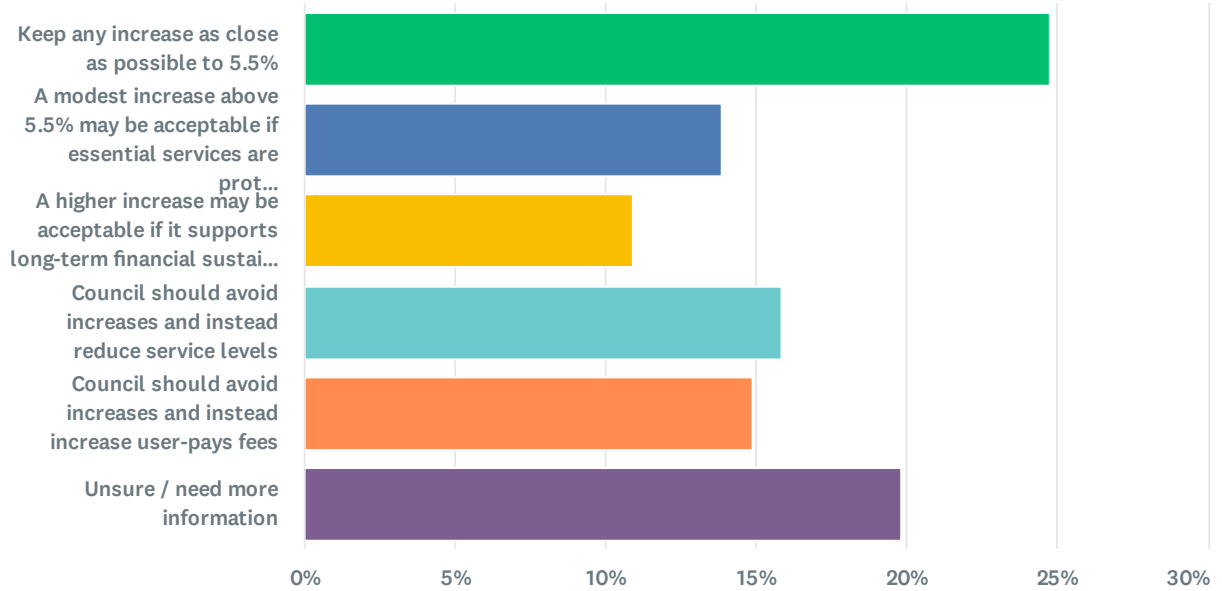
### Why did you choose that position?



#	OTHER (PLEASE SPECIFY)	DATE
1	Council need to spend more time and planning on infructure, which appear to be wasting time and money ie. Speed humps	3/3/2026 4:00 PM
2	*slightly higher rates or fees	2/25/2026 4:17 PM
3	Lower Rates please.	2/24/2026 12:17 PM

Q8 101 responses

**Due to rising costs, Council may potentially need to consider a slightly higher increase than the past two years. With this in mind, which of the options below do you feel is most reasonable?**



## Q9 What are your thoughts on how Council could best balance cost, access and value for these facilities into the future?

Answered: 89 Skipped: 26

#	RESPONSES	DATE
1	Manage things more efficiently. Reduce the excessive number of school holiday activities	4/8/2026 6:17 PM
2	More events them and charge people to attend the events	4/6/2026 4:41 PM
3	Make sure your employees have the communities interest at heart. Don't make it difficult to use these facilities.	4/6/2026 4:23 PM
4	A fair user pays scheme is the best option. One that considers all locals equal. No discrimination for race or age	4/5/2026 5:28 PM
5	Swimming pool fees have remained the same for several years now. An increase of one or two dollars would be reasonable.	4/5/2026 4:35 PM
6	No thoughts	4/5/2026 1:36 PM
7	user pays	4/5/2026 8:36 AM
8	Cost should be focused on community well-being and lovable needs. Rates and standards costs lowered to support family living costs in the area	4/4/2026 8:17 PM
9	No thoughts	4/4/2026 7:28 PM
10	Use the powerhouse as a proper visitor experience,	4/4/2026 6:34 PM
11	As I live in Ayton, we use the library down here a lot. It's an important resource for our area, so I'd like to see it and the playground that's adjacent to it better maintained, cleaned and possibly (particularly the playground) upgraded.	4/4/2026 5:55 PM
12	?	4/4/2026 5:05 PM
13	Unsure	4/4/2026 4:44 PM
14	Facilities improved and costs covered by the increase in ratepayers.	4/4/2026 4:28 PM
15	I access the Ayton Library which provides a fantastic service, but I am unsure how you would be able to reduce overheads. It currently only opens twice a week and I definitely would not want these times to be reduced.	4/4/2026 4:20 PM
16	Cost-continuing different rate for entry based on age Access- varied opening hours to catch community members when they are available to partake. Value-offer discounts to community members during off season to keep the facilities well attended.	4/4/2026 3:24 PM
17	DNA	3/23/2026 11:25 AM
18	user pays	3/23/2026 11:23 AM
19	dirict funding to essensal service, ie roads, water, waste	3/23/2026 11:20 AM
20	Back to essential services	3/23/2026 11:16 AM
21	More events at Nature's Powerhouse to generate more income and more usage. Expand the gift shop at Nature's Powerhouse - since the Newsagency closed, there are less gift shop options in town. Invite other community organisations in to help support the library. Swimming pool is fantastic.	3/13/2026 8:33 AM
22	If council ran activities that essentially fund raisers, it can cover the costs of providing low cost community essentials. Allow certain public spaces (limited)to be booked privately for small fee.	3/13/2026 7:19 AM
23	These are wonderful facilities which our family utilises every week. Must be kept.	3/12/2026 5:50 PM
24	Reduce council overhead costs. less staff in council chambers	3/12/2026 1:52 PM
25	Funding is obtained for library and it's future plans are moving ahead	3/12/2026 1:46 PM

## Cook Shire Council 2026-27 Budget Engagement

26	No idea	3/12/2026 1:46 PM
27	Pool is an important facility but maybe it should be handed back to the school to manage if its that much of a cost for council. Many people don't even use it, yet we all pay for it through rates and stuff	3/12/2026 9:50 AM
28	by offering more programs and improving the gym for example, more memberships, better income to help split rising cots! people are putting health and well being first, even in an unstable economy	3/12/2026 8:56 AM
29	If it doesn't pay its way get rid of it	3/11/2026 8:45 PM
30	not sure	3/11/2026 8:44 PM
31	Ensure maximum use of facilities & user pays	3/11/2026 7:53 PM
32	The pool and library are much more important than Nature's Powerhouse - reduce the powerhouse and put it into the pool and library	3/11/2026 4:31 PM
33	win lotto	3/11/2026 4:05 PM
34	Keep it as it is. You already charge for the pool.	3/11/2026 2:50 PM
35	Retain Pool and Libraries Lease out Natures Powerhouse	3/10/2026 7:39 AM
36	Manage employment and work hours well	3/6/2026 6:41 PM
37	User pay, donations, sponsors & a good financial advisor.	3/6/2026 6:23 PM
38	increase support for activities run by facilities, give the pool a facebook page for better communication	3/6/2026 4:29 PM
39	Better upkeep reduces cost of maintenance	3/6/2026 2:42 PM
40	Have a higher emphasis on user pays.	3/5/2026 12:09 PM
41	no idea, need more information	3/5/2026 9:19 AM
42	Let the pool be operated by another organisation that may be able to apply for funding to run it. They might even be able to make more money out of it than council does. Natures Powerhouse provides important visitor information services and is a significant part of the arts and culture of this community. It is also linked to the botanic gardens and nature-based tourism. It could be run by another organisation but this hasn't really worked well in the past and council ended up paying for it anyway. This one is tricky because council is running it better than before and the reputation is excellent. These things come at a cost. The libraries have no chance of generating profit but again, are important to the overall liveability of the community. More volunteers could help reduce staffing costs of all these venues but they are hard to attract and retain. Install solar on the roof of each venue to reduce power costs. Install vending machines at each venue for passive income.	3/4/2026 4:04 PM
43	dont know	3/4/2026 3:08 PM
44	review staffing requirements and open/closure times at the facilities	3/4/2026 2:40 PM
45	Run more programs out of these facilities at a cost. The Events center has a lot of vacancies that could be being used and producing income. Offer more programs at a cost.	3/4/2026 2:35 PM
46	User pay fees I believe will significantly reduce traffic and the enjoyment of these facilities. Cost of living is making entertainment and recreation a luxury. Having restrictions would really impact quality of life for majority of rate payers.	3/4/2026 2:04 PM
47	Apply for grant funding	3/4/2026 1:46 PM
48	Perhaps reduce some hours if this keeps the pricing down	3/4/2026 1:41 PM
49	Volunteers and hire venues at a reasonable rate, venue hire and fees are too high	3/4/2026 1:34 PM
50	close pool in middle of day. NPH is great but strange hours maybe close 2 days a week (but keep open weekends because bektopa is closed and we need a good brekkie cafe on weekends).	3/4/2026 12:48 PM
51	Build in opportunities where costs are supported a commercial operations such as cafes, shops, events etc.	3/4/2026 4:23 AM
52	Swimming pool need serious maintenance and to be used to its full potential	3/3/2026 9:01 PM
53	Not sure sorry	3/3/2026 7:38 PM

## Cook Shire Council 2026-27 Budget Engagement

54	All three services I believe are crucial to Cooktown and need to be maintained at the level they are currently providing. Very valued services in Cooktown and for tourism ( nature's powerhouse) I believe a part-time position at least during tourist time at Nature's powerhouse is necessary as a customer service for tourism here	3/3/2026 4:06 PM
55	Look into long term leasing arrangements with a shared funding support focus and infrastructure maintenance cost.	3/3/2026 3:48 PM
56	Facilitate youth traineeships with Schools. Create a volunteer program - train up volunteers and offer them incentives (lunch, coffee, tea, cake, vouchers for rubbish removal /greenwaste / local business voucher)	3/3/2026 1:39 PM
57	small visitor/spectator fees at events centre (i know the pool has something similar) and stop free use of facility for community groups and not for proffits. Close nature's powerhouse on Mondays and Tuesdays.	3/3/2026 10:58 AM
58	B	3/2/2026 11:40 PM
59	Less too heavy position cut back those costs and use that money on community projects	3/2/2026 7:52 PM
60	Reduced / targeted opening times /seasonally more accessible maybe	3/2/2026 7:38 PM
61	Promote the facilities more to the community and tourists. Not everyone is on Councils facebook site. Maybe a big information board about what is available here in Cooktown.	3/2/2026 6:30 PM
62	Would be great if council could put as much resources into Coen as they do Cooktown. Our waste facility is environmentally terrible and the water quality is also terrible and constantly tastes weird and has lots of stuff floating in it.	3/2/2026 5:46 PM
63	Not sure	3/2/2026 2:29 PM
64	Search for as many grants as possible from varied avenues. The pool is used by multiple schools in the area, is their funding available for this reason? Reaching out and linking in with schools and other orgs for regular engagement and use of the other facilities would help increase value and access. We need to get creative. Better advertising and hosting paid events on-site would also increase value and access while potentially bringing more money in too.	3/2/2026 12:57 PM
65	A child's wading pool would be incredible, something they could walk into and learn to swim. So many young children would benefit from safe introduction to water. Increasing opening hours and reliability of the pool would be great too.	3/2/2026 12:45 PM
66	?	3/2/2026 9:42 AM
67	User pays...concessions for pension card holders but definitely a surcharge for tourists	3/2/2026 8:08 AM
68	No comment	3/2/2026 7:46 AM
69	Government funding	3/2/2026 7:08 AM
70	The fees that we pay to utilise gym/groups/sports at the events centre are inappropriate for what services are offered. The events centre should be a community hub that all people can access. Nature's powerhouse is great, no issues. Botanical gardens are amazing, no issues. The pool could be open more often and a increase in children events.	3/1/2026 9:33 PM
71	Utilise Nature's Powerhouse more as a venue and gift shop. More events and exhibitions in the gallery to bring in more people, more evening events.	3/1/2026 9:27 PM
72	Have user pay internet services, usb charging docks. Lease powerhouse cafe and have \$2 entry fee to VSJ. Be innovative in finding ways to generate income that places limited pressure on struggling families/people.	3/1/2026 9:16 PM
73	Grants and volunteers	3/1/2026 8:18 PM
74	I don't use the facilities enough to be able to provide an answer - all listed facilities are based in Cooktown.	3/1/2026 8:12 PM
75	Unsure	3/1/2026 8:11 PM
76	Not really sure to be honest	3/1/2026 8:03 PM
77	Better management of overtime for senior management and why services appear to break down on weekends	3/1/2026 7:41 PM
78	Cost analysis and more community events to encourage facility use	3/1/2026 6:56 PM
79	Audit to see where money could be saved	3/1/2026 6:47 PM

## Cook Shire Council 2026-27 Budget Engagement

80	Not sure	3/1/2026 6:41 PM
81	Cut how many staff csc has in the main office their salaries are a disgrace	3/1/2026 6:31 PM
82	.	3/1/2026 6:17 PM
83	Never visit NPH, usually used by NFPs and as a community event location with no revenue. Pool is rarely accessible to the public between swimming lessons, aqua aerobics and swimming club. Opening hours do not suit working people. So I feel that these venues are paid by working people for retirees. I would lease our NPH to be used for commercial purpose for revenue. Likewise, hand pool over to the NFP or place responsibility for use and staffing upon them. Hire the pool out for private events.	2/25/2026 7:12 PM
84	Reconsidering reducing opening hours in non peak times to reduce human resource costs. Cross train staff. Consider a multi agency approach for operating the events centre	2/25/2026 4:57 PM
85	Pool - top facility - raise monthly, half-yearly and annual subscriptions. Library - Fantastic - open earlier and close earlier. 5.5 days p/week -say 9-4pm Sat 9-12 DONT CLOSE FOR LUNCH NPH - as a tourist information service a 100% failure - rarely manned - needs to be in Charlotte St & fully nammed during the tourist season (1/4-30/9)	2/25/2026 4:21 PM
86	Tourism levy	2/25/2026 4:16 PM
87	Most rate payers in the Cook Shire never use council parks, Libraries, pools and facilities etc. Please cut our rates in half and only use government money and rental income to fund these things.	2/24/2026 12:29 PM
88	Service delivery is overall pretty good, avoid increasing rates ans better allocate grant funding to avoid underspends	2/19/2026 4:28 PM
89	Add a fee into the rates for community facilities	2/18/2026 9:19 PM

## Q10 What is the ONE thing you would most like Council to improve over the next 12 months?

Answered: 89 Skipped: 26

#	RESPONSES	DATE
1	Waste management	4/8/2026 6:17 PM
2	Housing crisis - senior's housing to ease the rental crisis	4/6/2026 4:41 PM
3	Recreational areas for use like Archers Point, Borefields for mountain biking.	4/6/2026 4:23 PM
4	Dirt roads to be made	4/5/2026 5:28 PM
5	Waste management	4/5/2026 4:35 PM
6	Childcare	4/5/2026 1:36 PM
7	ROADS ROADS ROADS I am driving through running water in as many as four creeks for at least 6 months of the year. The water runs across the road in minimum of four places because the roadside drainage is not maintained Bloodwood road Bloomfield	4/5/2026 8:36 AM
8	There are currently very few events in Bloomfield, this should be addressed to support community well-being	4/4/2026 8:17 PM
9	Customer service,	4/4/2026 7:28 PM
10	Waste	4/4/2026 6:34 PM
11	Roads, drainage, upgrade playground in Ayton	4/4/2026 5:55 PM
12	Footpaths	4/4/2026 5:05 PM
13	Provide more after hours sporting / fitness opportunities	4/4/2026 4:44 PM
14	Dump vouchers for ratepayers who don't use roadside pickup or even have a bin!	4/4/2026 4:28 PM
15	Bloomfield road	4/4/2026 4:20 PM
16	Roads, drainages, and vegetation overgrowth issues.	4/4/2026 3:24 PM
17	DNA	3/23/2026 11:25 AM
18	better wages for road crew and more work road building	3/23/2026 11:23 AM
19	money to be increased to outdoor services, reduce spending on indoors non essensall, i.e tourism, events, social media , arts	3/23/2026 11:20 AM
20	diverse away from tourist and concentrate more on farming, cropping and sustainability, tourism is 6 months a year. farming is 12 months a year. Covid should've been the wake up call	3/23/2026 11:16 AM
21	Youth programs for Primary School kids after school and on weekends.	3/13/2026 8:33 AM
22	After school care/ supervised activities for PRIMARY AGED students. Most parents are working now, finishing at normal office hours. Ridiculous that the after school programs that start at 3 and finish at 4 are for teenagers and all the primary aged children activities are after 4pm. WHERE are they expected to go? And WHAT is this local government doing about it?	3/13/2026 7:19 AM
23	Recycling- the amount of waste which goes to landfill that could be recycled is criminal. Find a way to be environmentally friendly with waste.	3/12/2026 5:50 PM
24	* waste management stites and bins * establish landfill site for rubbish on lower Cape York instead of huge cost of trucking waste to "Springmount" * stop single use containers for skip bins going to landfill (10cents each)	3/12/2026 1:52 PM
25	Footpath in Charlotte St on Bank side from petral station to Sov. to be fixed	3/12/2026 1:46 PM
26	Keeping rates down	3/12/2026 1:46 PM
27	unnecessary costs. if the pool isn't payng for it'self then get rid of it	3/12/2026 9:50 AM

## Cook Shire Council 2026-27 Budget Engagement

28	lobby more to make this area still an appealing place to live e.g. the supermarket. More people, more rates, more circular economy, more people to help keep costs down!	3/12/2026 8:56 AM
29	Stop wasting money,sustainability or close the program down	3/11/2026 8:45 PM
30	dump fees are so high and more lightning at the waterfront for saftey and bring back the speed bumps at the waterpark	3/11/2026 8:44 PM
31	No increase in Councillors & Mayors allowances	3/11/2026 7:53 PM
32	Drainage for the roads and footpaths - there are areas around town that really need better drainage	3/11/2026 4:31 PM
33	rates bill	3/11/2026 4:05 PM
34	Kids playground next to bowling club kept cleaner and remove the loiterers near this area.	3/11/2026 2:50 PM
35	None of the above work on Roads and Footpaths	3/10/2026 7:39 AM
36	Cost of living	3/6/2026 6:41 PM
37	CCTV	3/6/2026 6:23 PM
38	Community engagement	3/6/2026 4:29 PM
39	When maintenance is done to make sure that its, it done right so that Council don't have to go back and fix it.	3/6/2026 2:42 PM
40	Decrease the amount of money paid to Councillors. Do we really need them? I seriously doubt that ratepayers and residents get value for money paid to those people. Surely we could approach Council officers directly for the services and support we need?	3/5/2026 12:09 PM
41	Fixing things faster like Flood cameras and potholes. Mowing the grass besides the roads quicker	3/5/2026 9:19 AM
42	Think carefully about new assets and developments that will come at an inevitable cost to council. If we have to put rates and fees up because cost of living and cost of materials and services are going up, why would council want to create more costs for itself in making more new assets instead of focusing on fixing or just replacing what we already have.	3/4/2026 4:04 PM
43	paths in Rossville	3/4/2026 3:08 PM
44	animal management	3/4/2026 2:40 PM
45	Childcare	3/4/2026 2:35 PM
46	Public understanding of what is actually required from Council - and all the extra effort that employees put in to facilitate those requests. I think living in a small town makes the public have an overinflated understanding of what's required and holds the organisation to unrealistic expectations.	3/4/2026 2:04 PM
47	Footpaths to be added to high foot traffic areas. For example, Howard Street from the intersection of John street and Howard Street up to Hope Street. This is used a lot by pedestrians, and I think a footpath would give ease of mind and a better feeling of safety	3/4/2026 1:46 PM
48	The roads and the cost of taking rubbish to the tip	3/4/2026 1:41 PM
49	Community Events - Cooktown has no tourism event that attracts people anymore. June weekend is a dead weekend with little to no interest as it is very arts and culture focused, which has been done everywhere by everyone, and is no longer attracting visitors.	3/4/2026 1:34 PM
50	less pandering to noisy local groups who claim to speak on behalf of community but only push their own selfish agendas	3/4/2026 12:48 PM
51	Stray dogs	3/4/2026 4:23 AM
52	Reduction in rates	3/3/2026 9:01 PM
53	In Coen, the kids playground, the amount of dogs wandering the streets, more community events	3/3/2026 7:38 PM
54	Stop wasting money on projects. Further, Research, review and external ( community) input may assist in projects failing and wasting money ..	3/3/2026 4:06 PM
55	Review and update the planning scheme	3/3/2026 3:48 PM
56	Keep heritage gutters cleaned and maintained in Cooktown.	3/3/2026 1:39 PM

## Cook Shire Council 2026-27 Budget Engagement

57	things are really improving. it has been great to see email newsletters and market stalls and community meetings every few months. young people need more to do though and kerbside recycling would also be great.	3/3/2026 10:58 AM
58	Y	3/2/2026 11:40 PM
59	Roads and footpaths to promote healthy living	3/2/2026 7:52 PM
60	Drainage.	3/2/2026 7:38 PM
61	Communication-not just social media.	3/2/2026 6:30 PM
62	Drinking water in Coen	3/2/2026 5:46 PM
63	Roads and drainage on Power Street and the bottom of Charles/Keable/Melalueca Streets	3/2/2026 2:29 PM
64	Please reopen the maternity/birthing service at the Cooktown Hospital!	3/2/2026 12:57 PM
65	Childcare	3/2/2026 12:45 PM
66	Feral animal control	3/2/2026 9:42 AM
67	Stop allowing anyone to own an unspayed dog/cat unless they are registered breeders.	3/2/2026 8:08 AM
68	Water availability past Marton	3/2/2026 7:46 AM
69	Housing availability	3/2/2026 7:08 AM
70	Upkeep of slashing of footpaths outside of town and upgrading drainage in outer suburbs i.e keathings lagoon	3/1/2026 9:33 PM
71	More after school events/sports for primary school aged kids. If possible, a full, supervised after-school care program at the Events Centre.	3/1/2026 9:27 PM
72	Recycling and consistent communication with waste management.	3/1/2026 9:16 PM
73	Gutters clear of grass and dirt, especially near the IGA and in front of the dog park. Both always clogged with dirt and weeds. Heritage gutters not being maintained through town. Bad look for visitors. Gardens at Council office and library looked after more. Esplanade always really good but rest of town shabby.	3/1/2026 8:18 PM
74	Provide services to communities not just Cooktown - specifically medical services and town development/ footpaths etc	3/1/2026 8:12 PM
75	Roads	3/1/2026 8:11 PM
76	Community events and engagement	3/1/2026 8:03 PM
77	More accountability over budget and projects	3/1/2026 7:41 PM
78	Roads and pathways	3/1/2026 6:56 PM
79	Road infrastructure	3/1/2026 6:47 PM
80	Road works - fixing pot holes and also town lights at night street lights aren't on or not working so it's very dark like pitch black dark	3/1/2026 6:41 PM
81	Drainage at Marton	3/1/2026 6:31 PM
82	Roads and footpaths	3/1/2026 6:17 PM
83	More footpaths in extent of town for recreational purposes - bikes, Scooters, roller blades	2/25/2026 7:12 PM
84	Bringing back free green waste and opening the Cooktown waste transfer station on a Saturday	2/25/2026 4:57 PM
85	Further enhancement of the dog regulation with all dogs registered (in CSC) - Max No/household enforced Noise issues - more and serviced doggy bag dispensers - kept in stock of bags etc.	2/25/2026 4:21 PM
86	Community events	2/25/2026 4:16 PM
87	Council does a good job so I could only recommend reducing costs, services and rates. Being prepared with emergency plans for disasters would be encouraging.	2/24/2026 12:29 PM
88	Clearing drains	2/19/2026 4:28 PM
89	Childcare	2/18/2026 9:19 PM